

MASTER
COLLECTION
LUXXU LIGHTING
CATALOGUE

LUXXU PRESENTS:

A premium lighting collection with modern and unique designs, eye-catching pieces,
and an exclusive aesthetic that defines the ultimate expression of luxury.

MODERN DESIGN & LIVING

Catalogue

WWW.LUXXU.NET

INFO@LUXXU.NET | T. +351 913 298 689

DEDICATED TO

*Our founders, partners, and all our past and present teams
Thank you for everything!*

Special Thanks to our Team & Partners

João Barros

Sara Moriano

Inês Carvalho

Rodrigo Rosa

Diana Clemente

Bruno Araújo

Ricardo Ribeiro

Ana Lins

Noura Faris

© Luxxu 2022

All rights reserved. This publication or its parts may not be reproduced, stored or shared in any form, including texts and photos without permission in writing from the copyright owner(s).



CONTENTS

01	CHANDELIERS	114
02	SUSPENSIONS	136
03	PLAFONDS	162
04	PENDANTS	168
05	WALLS	182
06	FLOORS	1128
07	TABLE LAMPS	1146
08	TECHNICAL INFORMATION	1166
09	MATERIALS & FINISHES	1184

BEST OF TRADITIONAL METHODS

All creations excel through rare techniques and high-end materials used by the craftsman, who perfectly combines the tradition of premium quality pieces with contemporary design.



WORLD OF LUXXU LIGHTING

LUXXU'S empire is shaping its future by setting trends with timeless pieces and refined elegance. The lighting pieces are true gems for design projects and, the brand's philosophy embraces the utmost attention to detail. The collection has modern lighting pieces with a timeless feel and the power to create unforgettable designs. Discover a daring selection of lamps to compose any style.





CHANDELIERS

REAL JEWELS FOR YOUR HOME

-01-



EMPIRE CHANDELIER

With its extravagant shape and exuberant design, the Empire Chandelier is capable of transforming every space into the most stunning scenario.





GALA CHANDELIER

Combining the modern age and luxury, the Gala Chandelier is a revival experience from the palatial apogee. Made with brass and clear crystal glass, this imposing item is perfect for any entrance or ball room.



GUGGENHEIM CHANDELIER

The Guggenheim Museum is considered to be the "temple of the spirit". Furthermore, it is the most important structure of its time. The Guggenheim chandelier is a beaded chandelier that was designed as a result of leading-edge architecture.





MCQUEEN CHANDELIER

This amazing chandelier is inspired by Alexander McQueen. This masterpiece is a gold chandelier, as powerful as his exhibitions, combining the best luxury with the most exquisite handmade materials. Made with gold plated hammered brass, handmade butterflies and majestic flowers ending with the touch of beautiful crystals. Bold and feminine, this creation is a real lumen sculpture.

MCQUEEN II

CHANDELIER

As dramatic as ever, the McQueen II is born from nature's elements that have always inspired the collection. An homage to the late fashion designer and his bold statements, the brass chandelier features handmade brass leaves and is finished with Crystals. A savage beauty that is the ultimate expression of luxury.





SCALA CHANDELIER

A masterpiece poetically made with the most beautiful crystals. All the details are so unique that they have the power to create not only a perfect space, but also to get you involved in passionate emotions.

TRUMP CHANDELIER

This large gold crystal chandelier was sculpted to convey a similar aesthetic of its lineage. On top, connected gold-plated brass structures serve as the main base for an opulent crystal glass masterpiece placed underneath. Each one of these sublime glass tears were designed with high attention to detail and traditional craftsmanship techniques. The perfect luxury chandelier for a refined ambiance.





TYCHO CHANDELIER

Drawing inspiration from the most unusual planetarium in the world, the Tycho Chandelier is a layered lighting fixture made of high-quality brass rings and crystal glass tubes. Highly decorative and elegant, the Tycho fits perfectly into modern lounges and dining areas.





MAGNA CHANDELIER

A masterpiece inspired by the organic shapes of nature, the beauty, and the elevation of mountains.



EMPIRE XL CHANDELIER

The Empire XL has the extraordinary power to centralize any atmosphere and transform everything around it.



**BABEL
CHANDELIER**

We brought the fantasy of detail to reality through these magnificent and lush crystals.



**BABEL XL
CHANDELIER**

A masterpiece of design that will illuminate every setting perfectly.



**BURJ
CHANDELIER**

A symbol of the modern age and luxury combined. With a strong, decorative structure, fully made of gold plated brass, with a delicately handmade glass tube.



**MAJESTIC
CHANDELIER**

Our Majestic Chandelier enhances a romantic and daring form perfectly able to adapt itself to any ambiance or style.



**PHARO
CHANDELIER**

Inspired by the imponent and robust structure of Lighthouses, Pharo Chandelier represents the rupture of the darkness with an immense, bright and luxurious shine!



**SHARD
CHANDELIER**

Inspired by the showstopping Shard London Bridge, The Shard chandelier is a unique piece whose powerful design is akin to a work of art.



**EMPIRE SQUARE
CHANDELIER**

An extravagant and modern chandelier with a twist, granted by the vintage-looking crystals.



**LIBERTY
CHANDELIER**

A Chandelier with a romantic touch, that provides both lighting and enlightenment to any project.



**LIBERTY ROUND
CHANDELIER**

Inspired by The Statue of Liberty, one of the most famous monuments in the world, the Liberty Round Chandelier is a luxury chandelier that exudes an elegant design and enlightens any ambiance.



**WATERFALL
CHANDELIER**

A luxury chandelier with smooth and elegant shapes of the ribbed fine tubes of crystal glass and the extraordinary circular levels sensations of waterfalls.



**WAX
CHANDELIER**

The Wax Chandelier is composed of several fine tubes of handmade crystal glass that flow uniquely and with a particular shape, this piece is a graceful and elegant design.



SUSPENSIONS

THE PERFECT TOUCH FOR YOUR DESIGN

- 02 -



BABEL II

SUSPENSION

Although the inspiration of this suspension is still a myth the elegance present in every detail is very real. Brought to life through the combination of lush crystals and high-quality gold plated brass, the Babel II is the perfect fixture for bars, hotels or private dining rooms. Its shape allows the creation of exquisite lighting installations through the combination of multiple suspensions.





EMPIRE SUSPENSION

The Empire suspension gets its inspiration from the Empire family's first creation, the Empire chandelier. This exclusive fixture is made with one elegant layer of brass and crystal glass that will fit perfectly in any space.



EMPIRE II

SUSPENSION

Empire II Suspension is born from the iconic lines of the Empire collection. A glamorous and extravagant crystal lamp that is the ultimate blend of classic and modern design. A suspension made with layers of gold plated brass and vintage-inspired crystal glass.






GUGGENHEIM SNOOKER

SUSPENSION

The Guggenheim Snooker Suspension is yet another design inspired by leading-edge architecture. This piece can galvanize diverse rooms and is the perfect complement to any innovative and luxurious design. Made with Gold plated & Clear Crystals and bold by definition, this piece is a promising focus of attention.



MAJESTIC SUSPENSION

The recreation of the Majestic acquires another level, with bonhomie emancipation of lighting, the glow takes the form of a golden plated brass circle. Made with the finest material, each ribbed crystal glass cylinder creates an atmosphere of irresistible exposure and exclusivity.



MCQUEEN GLOBE

SUSPENSION

Like a savage beauty, this masterpiece brings the powerful evocation of the sublime. It's perfect to use as a single item or in harmony with more than one element in the same area. Its lush presentation gained inspiration from Alexander McQueen's creations and each leaf is forging its identity in brass and gold plated finishes, giving a set of rhythmic, luminous branches that end up with the touch of beautiful crystals.

TYCHO RECTANGULAR SUSPENSION

This creation, inspired by the water reflection of the most unusual planetarium in the world was shaped into a luxury lighting suspension. Following our high-quality materials, it's made with gold plated brass and combined with ribbed crystal glass.





TYCHO ROUND

SUSPENSION

The Tycho combines unique artistry and magnificence with the power of the reflection. Centrally gathered and held by a ring of gold plated brass, the luminous evocation of its design, is reflected in its ribbed crystal glass cylinders and its building of inspiration, the most unusual planetarium in the world. Use to create an elegant and highly decorative ambiance in modern lounges or dining areas.



WATERFALL SPUTNIK

SUSPENSION

Preserving the inspiration on the natural sensation of waterfalls, this unique piece was born to complete the superb Waterfall Collection. Made with high-quality brass and beautifully handmade ribbed tubes of crystal glass, this powerful creation will fit perfectly into any ambiance.





MAGNA SUSPENSION

Designed as an empowering piece, Magna's pendular structure will offer interest and drama to any style of interior.



BABEL SUSPENSION

The circular gold plated brass levels of the Babel Suspension brings elegance to any luxurious ambiance.



BURJ SUSPENSION

Just like the building that inspired its creation, the Burj Khalifa, the Burj Suspension is a symbol of modern age and luxury.



EMPIRE OVAL SUSPENSION

Celebrating light in an oval dazzling form made with two layers of gold plated brass and crystal glass.



BABEL SNOOKER SUSPENSION

The myth is shaped into a luxury lighting suspension and presented in every handmade crystal glass.



EMPIRE SNOOKER SUSPENSION

This product is a true jewelry for your decoration, creating a sophisticated and unique atmosphere.



EXPLOSION

SUSPENSION

Explosion is reminiscent of the vast cosmos of modern lighting designs. With a high prestige and a revivalist attitude, this suspension salutes the Sputnik.



GALA

SUSPENSION

Designed from the soft blend of emotional yet beautiful lines the Gala Suspension is the perfect outcome of brass and crystal glass.



GALA II

SUSPENSION

Inspired by the fantastic palatial apogee, the Gala II Suspension Lamp in a modern take on this ancient design style.



LIBERTY SLIM

SUSPENSION

Its complexity and richness blend harmoniously and is perfect for the ones who love the attention given to detail.



MAJESTIC II

SUSPENSION

The Majestic Suspension takes the form of two delicate lighting fixtures whose golden plated brass and crystal glass cylinders create an outstanding and exclusive design.



PEARL

SUSPENSION

Owner of a delicate beauty, Pearl is an extravagant shape full of refinement that can produce a special atmosphere by itself.



HARPIA

SUSPENSION

A superb opportunity to create a harmonious lighting installation by using more than one composition.



LIBERTY

SUSPENSION

The elegant and sublime lines of the Liberty family are now encompassed in the Liberty Suspension light.



LIBERTY II

SUSPENSION

Liberty II Suspension takes every environment back to ancient Greece where power was a way of living.



LIBERTY SNOOKER

SUSPENSION

Liberty, a collection inspired by the famous Statue of Liberty, welcomes a new Snooker version.



EMPIRE SQUARE SNOOKER

SUSPENSION

Made of gold plated brass and vintage-inspired crystal glass, its square and long shape make it the ultimate dining room lighting.



**MCQUEEN ROUND
SUSPENSION**

Bring up a savage mind to a perfect lighting solution for common areas like dining rooms or in a hotel lobby.

**PHARO
SUSPENSION**

Pharo suspension is a gold plated brass and crystal fixture made to illuminate the most impressive interiors.

**PHARO II
SUSPENSION**

Inspired by the architecture of lighthouses this crystal lighting fixture is a more detailed version of the Pharo Suspension.

**SKYLINE
SUSPENSION**

Drawing inspiration from the ever-busy metropolises around the world, Skyline epitomizes the grandiose nature of skyscrapers and their silhouettes.

**TRUMP
SUSPENSION**

With an extreme elegance and a luxurious presence, the characteristic lines of this piece and its sublime tears of crystal glass makes it unique.

**WATERFALL ROUND
SUSPENSION**

A powerful creation characterized by a circular shape made with gold plated brass combined with ribbed fine tubes of glass.



**PHARO SNOOKER
SUSPENSION**

Pharo Snooker is an elegant suspension lamp made with gold plated brass.

**SHARD
SUSPENSION**

An iconic, unique lighting fixture with a strong presence and character. This piece will grab all the attention in the room.

**WATERFALL RECTANGULAR
SUSPENSION**

The glamorous sensation of water in the tubes is handmade by glass master craftsman.



PLAFONDS

LUXURY & VERSATILITY TO DESIGN PROJECTS

-03-



WATERFALL SPUTNIK PLAFOND

A luxury plafond that is ideal for those who are seeking for a statement lamp that will stand out from the crowd.



**EMPIRE SQUARE
PLAFOND**

Offering a functional lighting solution, the Empire plafond brings a twist with a square shape.



**MAJESTIC
PLAFOND**

Our Majestic collection enhances a romantic and daring form. This plafond made of gold plated brass and crystal glass is a piece full of personality.



**MCQUEEN
PLAFOND**

The McQueen Plafond is a meticulously designed object, perfect to complement the boldest projects.



**SCALA
PLAFOND**

Designed to add a little more life and light to a luxurious ambiance.



EMPIRE PLAFOND

The Empire plafond was made not only to offer the best functional lighting, but also to decorate any space with its glaring and sublime design.



PENDANTS

A DISCREET BEAUTY TO ENHANCE THE ROOMS

- 04 -

BABEL

PENDANT

Babel pendant blends perfectly into placid and splendid interior design ambiences. The magnificent irregular shape of each crystal glass conquered by the craftsman's mastery creates a unique pattern of lighting refraction. Ideal to use as a single item or in harmony with more than one element at the same luxurious ambiance.





EMPIRE PENDANT

Like a precious treasure, this noble and elegant pendant is an exceptional decorative element of the Empire's family, with a discrete side. Inspired by the Empire State Building created with brass and crystal glass, finished with gold plated, ideal to use with more than one piece.

GALA PENDANT

The opulent Gala Pendant is a sign of times. This everlasting light fits neatly into every ambiance. A superb piece tied by a single string.





MCQUEEN

PENDANT

The McQueen collection presents a dramatic design tied by a simple string. Showing in all its details a contemporary romantic nature.



TYCHO XS SMALL PENDANT

Tycho XS pendant is an incredible and contemporary lighting item, that illustrates an exuberant elegance.



**BURJ
PENDANT**

Like a symbol of the modern age and luxury tied by a simple string.



**DRAYCOTT
PENDANT**

Transmitting elegance and purity to every space, the reception or lobby areas can be a perfect place for this gorgeous masterpiece.



**EMPIRE SMALL
PENDANT**

A modern pendant light, crafted in high-quality brass and crystal glass, with an understated design that can match any space, creating a sophisticated ambiance.



**EMPIRE II SMALL
PENDANT**

This luxury pendant it looks just like a precious treasure and it is sure to elevate any space it is installed in.



**GUGGENHEIM
PENDANT**

Bold by definition this fixture is a promising focus of attention.



**LIBERTY
PENDANT**

More than an accessory, this pendant light is a brilliant solution to any space.



**LIBERTY SMALL
PENDANT**

This pendant lamp features sublime lines and a complex and superb combination of crystal glass and gold-plated brass.



**LIBERTY SLIM
PENDANT**

The Liberty Slim pendant is an inspiring delicacy for the eyes, perfect for those who love brightening details.



**MAGNA
PENDANT**

This pendant's natural textures are set to offer depth and a sense of rarity to any space in which it is installed.



**TRUMP
PENDANT**

Impetuous in its form, the confidence of the asymmetric stripes in gold plated brass and the sublime tears of crystal glass.



**TYCHO
PENDANT**

An incredible and contemporary lighting item, in a pendant version of Tycho.



**PHARO
PENDANT**

Representing a beacon of light in the darkness, Pharo is a crystal pendant with a delicate look but a strong structure.



**PHARO SMALL
PENDANT**

Pharo Pendant is a crystal glass lamp with a delicate look but a strong structure. This smaller version is as versatile and stylish as the other.



**PEARL
PENDANT**

The fluidity of the sculptural shape was achieved by the use of a common material with a piece of jewellery, the pearl.



**WATERFALL
PENDANT**

Everything sparkles under the Waterfall Pendant that gives the glamorous sensation of waterfalls, having in mind various ambiances.



**WATERFALL XL
PENDANT**

The elegant Waterfall XL Pendant's details that distinguish this piece from its smaller original lamp, offering a timeless design of a luxury pendant light.



WALL

REFINEMENT AND ELEGANCE TO WALLS

-05-



BABEL

WALL

An original and exquisite décor fixture with an unmistakable presence, Babel wall lamp adds a classical appeal to any environment. The craftsman's crystal work singularity shines back in the circular surfaces where smooth, glamorous shades are reflected and held by a gold plated brass ring. A sublime item for a perfect ambiance.





DRAYCOTT I WALL

This lighting design was created to decorate the walls of your projects, with the best materials. Made with a simple tube of crystal glass and brass, this lighting design was created to decorate the walls of your project. Showing exuberance and simplicity at the same time, it's ideal to enlighten pieces of art like paintings or sculptures.





DRAYCOTT II

WALL

Following the footsteps of Draycott I wall, this wall lamp contemplates all details of the Draycott Tower in two tubes. For all that, the design remains delicate and exquisite. Another wall lighting solution made of brass and crystal glass.






EMPIRE

WALL

The Empire wall gets its inspiration on The Empire State Building and that's why this creation is so powerful and capable to transform every space in a stunning scenario.



GALA TORCH WALL

The torch version of our Gala family is a symbol of modern age and luxury, giving an elegant and shimmering look to any hospitality and residential project. A graceful piece fully made of the best high-end materials.



GUGGENHEIM

WALL

The awe-inspiring artistry Guggenheim family continues to grow, presenting now the Guggenheim Wall. A magnificent combination of gold plated brass and black crystals, it is yet another avant-garde creation that pledges to dazzle everyone in the room. Let this dashing design inspire your projects, forging the most exquisite and elegant ambiances.



LIBERTY I

WALL

This design presents sublime lines, yet gives at the same time a complex and rich aspect in details. It is very suited for the entrance hall and corridors. The design of Liberty I was created to bring the right brightness for your home decoration and gets its inspiration on the warmth of the statue of liberty torch.





LIBERTY II WALL

Inspired by the Statue of Liberty, this design was made for the ones who loves to see all the details. This blending will bring a harmonious enlightenment to your project, not only for its characteristic brightness, but also it presents a superb elegance between the crystal glass and brass.





MCQUEEN

WALL

Made in brass with gold plated, handmade butterflies and majestic flowers, ending with the touch of the beautiful crystals. The wall version of McQueen chandelier, evokes a dramatic and eccentric sensation of beauty.





MCQUEEN II WALL

Simplicity is beauty and this light fixture has a contemporary luxury, kept in the tradition of the jewelry artisans. Like a savage beauty, this elegant wall light brings the powerful evocation of the sublime.



PHARO

WALL

Pharos was an island where the most famous and grand lighthouse stood in ancient Alexandria. Nowadays, lighthouses take on simpler forms, just like this wall lamp. Made of gold plated brass and crystal glass, Pharo Wall is a beacon of light to rupture the darkness.




PHARO II

WALL

Lighthouses represent a break in the darkness, a beacon of light. A simple interpretation of this concept gains form in a charming wall lamp made of gold plated brass and crystal glass. The Pharo Wall II will fit perfectly into any room.





SCALA WALL

Elegant and luxurious wall lighting item, incomparable and impressive as the romantic details of crystals. Poetically made in gold plated brass, with the handwork techniques of the craftsman, will bring warm light to any dining or living room set, involving you in passionate emotions.

SKYLINE

WALL

Drawing inspiration from the ever-busy metropolises around the world, the Skyline Wall Lamp represents the city's profile, the silhouette of stunning skyscrapers seen that can be seen at night.





TRUMP II WALL

A refined wall lamp inspired by the architectural lines of the Trump Hotel. A gold plated brass structure finished with sublime crystal glass tears. A wall lamp that provides charming lighting to the most elegant interiors.



TYCHO TORCH

WALL

From the classical to the most contemporary ambience, this torch wall version of our Tycho is the epitome of elegance and distinctiveness. A perfect fit for both hospitality and residential projects, the combination of brass and ribbed crystal glass will bring to your project the final twist of medieval charm you were looking for.





WATERFALL II BIG WALL

Made with gold plated brass and fine handmade crystal tubes, this simple yet elegant design is ideal to bring luxury into any interior it is placed on. Use it in pairs or as a picture light.





WATERFALL TECNICAL WALL

Suited for art galleries and displays, the Waterfall Technical will create a spotlight for any painting with its simple yet timeless design. An elegant wall light that will emphasize your favorite artworks.

WATERFALL TORCH

WALL

Combined with the best of contemporary and modern design, made with the best brass, crystal glass and the ability of the craftsman, it's perfectly fitting on your hospitality project.





WAX

WALL

The Wax collection brings an ancient luxury feel, with a contemporaneous variation. This wall fixture fully made of gold plated brass, brings a modern twist to any environment, despite being inspired in the ancient times. Composed of several fine tubes of handmade crystal glass that flow over unique and with a particular shape, gold plated brass. A graceful and unique piece fully made of the best high-end materials.





BURJ WALL

This wall fixture fully made of gold plated brass transmits elegance and sophistication.



BURJ II WALL

Burj II Like a symbol of modern age and luxury, Burj conveys the intimate lighting using gold plated brass and crystal glass.



EMPIRE II WALL

The elegant and extravagant lines of our Empire family deserve another homage in this Empire Wall II.



LIBERTY SLIM SQUARE WALL

A true gem for any project! Any wall with the Liberty Slim Square will discreetly shine and exude elegance, luxury, and refinement.



LIBERTY TORCH WALL

The design Liberty Torch was created to bring the right brightness for your home decoration and gets its inspiration from the warmth of the statue of liberty torch.



MAGNA WALL

Featuring precise geometric features, Magna takes the shape of a lengthy yet truncated pyramid with a set of robust characteristics.



EMPIRE II SMALL WALL

The smaller version of the luxurious Empire Wall II carries its predecessor's ornate design in a more petite form.



GALA WALL

With a minimalist design, the Gala Wall lamp combines timeless palatial influences with modern brass lines and crystal lighting.



LIBERTY II SMALL WALL

Born from a collection that has never ceased to inspire us, this new design is an elegant wall lamp that will bring harmony into any interior.



PHARO SMALL WALL

The Pharo Small Wall comes with the idea of adding brightness and luxury to spaces. Any room will glow with this piece.



PHARO II SMALL WALL

Pharo II Small Wall is a version of Pharo II, made of gold plated brass and crystal glass is the perfect piece to give a harmonious and elegant look to any room.



PHARO III SMALL WALL

A discreet beauty that transcends. Made with Brass & Crystal Glass, any room will shine special with it.



**SHARD
WALL**

Inspired by the showstopping Shard London Bridge, this wall light has unique features and a modern silhouette, with the appeal of a work of art.



**TRUMP
WALL**

A beautiful sight inspired by the subtle forms of the Trump lineage.



**TYCHO TORCH
SMALL WALL**

This wall lamp is the epitome of elegance and distinctiveness that fits modern and classic styles. Ideal for intimate spaces.



**TYCHO II SMALL
WALL**

This wall lamp creates a luxury environment that conveys intimate lighting, inspired by the reflection on the water at the Tycho Brahe planetarium.



**TYCHO SMALL XS
WALL**

Tycho is a modern lighting fixture inspired by the phenomenon of reflection, providing intimate lighting perfect for a sophisticated environment.



**TYCHO II SMALL XS
WALL**

Ideal combination to be used as a single wall lighting or in harmony with other elements in the same area. The Tycho II Small XS is highly decorative and elegant.



**TYCHO
WALL**

Ideal combination to be used as a single wall lighting or in harmony with other elements in the same area.



**TYCHO SMALL
WALL**

Following the creation line, the small version of Tycho Wall creates a cosmopolitan luxury environment that conveys an intimate lighting as its building inspiration and its reflection on the water.



**TYCHO II
WALL**

This creation, inspired by the water reflection of the most unusual planetarium in the world was shaped into a luxury wall light, perfect to enlighten any space.



**WATERFALL
WALL**

An elegant and modern wall lighting made of gold plated brass and handmade crystal glass tubes.



**WATERFALL XL
WALL**

This piece is a larger version of the standard, and is meant to decorate magnificent spaces.



**WATERFALL II
WALL**

This piece from the waterfall collection brings simplicity and elegance to every environment.



FLOOR

A DRAMATIC AND ELEGANT TOUCH TO ANY ROOM

- 06 -



BABEL

FLOOR

Although the inspiration of this floor light is still a myth, the elegance present in every crystal is real. We brought the fantasy of detail to reality through these magnificent and lush crystals.



DRAYCOTT

FLOOR

Draycott takes a different posture to create an elegant standing gold plated brass item with subtle lines, complemented by delicate crystals tubes like the original inspiration. Sober and exquisite, transmitting elegance and purity to every space, this floor lighting was designed to bring the most luxurious pleasure to any contemporary ambiance.



EMPIRE

FLOOR

A statement floor lamp that will light up every room with its exuberant shape. Inspired by our Empire family, the Empire floor is made of crystal glass and complemented by a gold plated brass vigorous standing.





GALA FLOOR

Allow yourself to fall for our unique Gala floor lamp elegantly made of gold plated brass and crystal glass. Our splendid floor lamp gets its inspiration in cheerful moments and intense design. It is the ideal contemporaneous shape to take a step further in interior design. This masterpiece is the touch of luxury needed to create a prestigious ambiance whether it is exposed in a lounge or a hallway.



MCQUEEN

FLOOR

Maintaining the elegant and feminine vibe of the entire family, this McQueen floor lamp will certainly brighten everything around it. The perfect and complex combination of gold plated hammered leaves with amber crystals encompasses a dainty light refraction pattern that will shed its light on everything around it. The romantic and creative nature of this piece provides an artistic and glamorous feeling to any project.





PHARO

FLOOR

Pharos Lighthouse was built hundred of years ago and stood on an island outside ancient Alexandria. Made of gold plated brass and crystal glass, Pharo floor lamp is an interpretation of the robust yet simple architecture of modern lighthouses. A standing beacon of light to rupture the darkness.



TYCHO

FLOOR

Giving the Tycho a different twist, but maintaining the same elegant and timeless vibe, this floor lamp is the perfect complement for any project. The ribbed crystals create a unique light refraction that will set the tone for a charming and exquisite ambiance.





WATERFALL FLOOR

A new glamorous expression of Waterfall light is given to accomplish a wider and complete range that will light your space.



**MAGNA I
FLOOR**

A Floor Lamp as you have never seen before. Magna Floor I has the finest materials such as brass and crystal and distinct beauty that will not pass unnoticed.



**MAGNA II
FLOOR**

The Magna Floor II is a piece that features precisely geometric features and brings an exclusive aesthetic, inspired by the beauty of the mountains.



**LIBERTY
FLOOR**

Inspired by the Statue of Liberty, this floor lamp will enlighten any space with its delicate and rich lines. A combination of brass and crystal with a marble base.



**SHARD
FLOOR**

Modern and unique: the Shard Floor Lamp is part of our Shard family and has the power to provide a fine and exclusive look, with a strong presence.



TABLE LAMPS

A CHARMING CHOICE FOR MEMORABLE MOMENTS

- 07 -

GAMMA

TABLE LAMP

Just like telescopes were an innovation, Gamma Table Lamp is a new take on adjustable table lamps. Thanks to its rotating arm, its light can be directed and is the ideal choice for a desk or nightstand. A modern creation featuring a marble base, and a crystal glass and gold-plated brass body.



LIBERTY

TABLE LAMP

The Liberty Table Lamps is born from a collection that has never ceased to inspire us. Likewise, LUX XU wants you to be inspired by this elegant piece, designed to give a subtil yet inescapable richness to any room. This highly detailed combination of brass and crystal glass with marble creates a sublime piece of design.



NEEDLE

TABLE LAMP


Inspired by the Space Needle building in Seattle, which was built to withstand strong winds and even earthquakes, the Needle Table lamp is designed to be a durable, well-made luxury lighting table piece with a simple design that will never go out of style.





PHARO I TABLE LAMP

A representation of the architectural lines of lighthouses in the shape of a table lamp. A marble base supports the delicate crystals topped with a brass plate. Pharo I is the perfect finishing touch for any desk or bedside table.



PHARO II

TABLE LAMP

A representation of the architectural lines of lighthouses in the shape of a table lamp. A marble base supports the delicate crystals topped with a brass plate. Pharo II and its tubular shape will bring the finishing touch any surface deserves.

TYCHO

TABLE LAMP

The Tycho Planetarium, gave inspiration to another elegantly cosmopolitan piece of table lighting. This Table Lamp, made in brass and crystal glass, was designed to fit perfectly any modern ambiance, conveying a touch of timeless harmony.





WATERFALL

TABLE LAMP

The Waterfall Table Lamp gives a new glamorous expression of the Waterfall lighting, to accomplish a wider and complete range that will light your space. This unique table lamp has a series of ripped fine tubes of handmade crystal glass flowing over tubular shapes in gold plated brass. It combines a smooth and beautiful base, made of Emperador marble, that makes the Waterfall Table Lamp unique and immersive.





MAGNA TABLE LAMP

Magna I was the result of our fascination for raw materials, semi-precious stones, and natural textures, hence its sculptural scheme with a fiery character. This exclusive table lamp is bound to add immense beauty to any style of interior.



LIBERTY SMALL TABLE LAMP

A new look with the same delicacy that inspires Luxxu. The Liberty Small table is part of the Liberty Family, this piece was designed to compose rooms with boundless elegance and charm.

DETAILS THAT MATTER

TECHNICAL INFORMATION

Over the years Luxxu has reached new levels of success. Every detail counts when it comes to choosing the right design piece. Here, divided by product category, we present you a wide range of lighting products. It clarifies the technical information and defines each distinctive piece as a luxury item.





BABEL CHANDELIER

MATERIALS Brass & Crystal Glass
STANDARD FINISHES Gold Plated
WEIGHT 83kg | 182,98lbs
BULBS 50x g9 Halogen Bulbs (40W max) *USA not included | Voltage:220-240V
DIMENSIONS H 233cm | 91,73" Diam. 120cm | 47,24"
Cord Height: Adjustable with 200cm | 78,74"



BABEL XL CHANDELIER

MATERIALS Brass & Crystal Glass
STANDARD FINISHES Gold Plated & Clear Crystal
WEIGHT 350kg | 771,62lbs
BULBS 80 x g9 Halogen Bulbs (40W max) *USA not included | Voltage: 220-240V
DIMENSIONS H 350cm | 137,8" Diam. 120cm | 47,2"
Cord Height: Adjustable with 200cm | 78,74"



BURJ CHANDELIER

MATERIALS Brass & Crystal Glass
STANDARD FINISHES Gold Plated
WEIGHT 132kg | 291,01lbs
BULBS 114x g9 Halogen Bulbs (40W max)*USA not included | Voltage:220-240V
DIMENSIONS H 130cm | 51,18" Diam. 120cm | 47,24"
Cord Height: Adjustable with 200cm | 78,74"



LIBERTY ROUND CHANDELIER

MATERIALS Brass & Crystal
STANDARD FINISHES Gold Plated & Clear Cristal
WEIGHT 85 kg | 187,39 lbs
BULBS 40 x g9 Halogen Bulbs (40W max) *USA not included | Voltage: 220-240V
DIMENSIONS H 100 cm | 39,37" Diam. 120 cm | 47,24"
Cord Height: Adjustable with 200cm | 78,74"



MAGNA CHANDELIER

MATERIALS Brass & Crystal
STANDARD FINISHES Gold Plated & Crystal White
WEIGHT 320kg | 705,5lbs
LED Stip LED
DIMENSIONS H 500cm | 196,9" Diam. 108cm | 42,5"
Cord Height: Adjustable with 500cm | 196,85"



MAJESTIC CHANDELIER

MATERIALS Brass & Crystal Glass
STANDARD FINISHES Gold Plated
WEIGHT 65kg | 143,30lbs
BULBS 88x g9 Halogen Bulbs (40W max)*USA not included | Voltage:220-240V
DIMENSIONS H 84,7cm | 33,35" Diam. 141,7cm | 55,79"
Cord Height: Adjustable with 200 cm | 78,74"



EMPIRE CHANDELIER

MATERIALS Brass & Crystal
STANDARD FINISHES Gold Plated & Clear Cristal
WEIGHT 155 kg | 341,72 lbs
BULBS 75 x g9 Halogen Bulbs (40W max) *USA not included | Voltage:220-240V
DIMENSIONS H 145cm | 57,09" D 107cm | 42,13"
Cord Height: Adjustable with 200cm | 78,74"



EMPIRE SQUARE CHANDELIER

MATERIALS Brass & Crystal
STANDARD FINISHES Gold Plated & Clear Cristal
WEIGHT 300 kg | 661,39 lbs
BULBS 68 x g9 Halogen Bulbs (40W max) *USA not included | Voltage:220-240V
DIMENSIONS H 182cm | 71,65" D 115cm | 45,28"
Cord Height: Adjustable with 200cm | 78,74"



EMPIRE XL CHANDELIER

MATERIALS Brass & Crystal
STANDARD FINISHES Gold Plated
WEIGHT 591kg | 1302,93 lbs
BULBS 132x g9 Halogen Bulbs (40W max)*USA not included | Voltage: 220-240V
DIMENSIONS H 400cm | 157,48" L 165cm | 64,96"
D 165cm | 64,96"



MCQUEEN CHANDELIER

MATERIALS Brass & Crystals
STANDARD FINISHES Hammered Brass, Gold plated & Amber Crystals
WEIGHT 38kg | 83,78lbs
BULBS 11x g9 Halogen Bulbs (40W max)*USA not included | Voltage: 220-240V
DIMENSIONS H 85cm | 72,83" L 135cm | 53,15" D 66cm | 25,98"
Cord Height: Adjustable with 200 cm | 78,74"



MCQUEEN II CHANDELIER

MATERIALS Brass & Crystals
STANDARD FINISHES Gold plated & Ambar Crystal
WEIGHT 110kg | 242,51lbs
BULBS 47x g9 Halogen Bulbs (40W max)*USA not included | Voltage: 220-240V
DIMENSIONS H 244cm | 96,06" Diam. 115cm | 45,26"
Cord Height: Adjustable with 200cm | 78,74"



PHARO CHANDELIER

MATERIALS Brass & Crystal Glass
STANDARD FINISHES Gold Plated
WEIGHT 150kg | 330,69lbs
BULBS 47x g9 Halogen Bulbs (40W max)*USA not included | Voltage: 220-240V
DIMENSIONS H 187cm | 73,62" Diam. 121cm | 47,64"
Cord Height: Adjustable with 200cm | 78,74"



GALA CHANDELIER

MATERIALS Brass & Crystal Glass
STANDARD FINISHES Gold Plated
WEIGHT 150kg | 331lbs
BULBS 52x g9 Halogen Bulbs (40W max)*USA not included | Voltage:220-240V
DIMENSIONS H 240cm | 94,49" Diam. 142cm | 55,91"
Cord Height: Adjustable with 200cm | 78,74"



GUGGENHEIM CHANDELIER

MATERIALS Brass & Crystals
STANDARD FINISHES Gold Plated & Black Crystals
WEIGHT 26kg | 57,32lbs
BULBS 24x g9 Halogen Bulbs (40W max)*USA not included | Voltage: 220-240V
DIMENSIONS H 105cm | 41,34" Diam. 80cm | 31,50"
Cord Height: Adjustable with 200cm | 78,74"



LIBERTY CHANDELIER

MATERIALS Brass & Crystal Glass
STANDARD FINISHES Gold Plated
WEIGHT 30kg | 286,60lbs
BULBS 40x g9 Halogen Bulbs (40W max)*USA not included | Voltage:220-240V
DIMENSIONS H 203cm | 79,92" L 85cm | 33,46"
D 85cm | 33,46" Chain Height: customizable on purchase



SCALA CHANDELIER

MATERIALS Brass & Crystals
STANDARD FINISHES Gold plated & Gold teak Crystals
WEIGHT 88kg | 194lbs
BULBS 37x g9 Halogen Bulbs (40W max)*USA not included | Voltage:220-240V
DIMENSIONS H 200cm | 78,74" Diam. 100cm | 39,37"
Cord Height: Adjustable with 200 cm | 78,74"



SHARD CHANDELIER

MATERIALS Brass & Crystal Glass
STANDARD FINISHES Gold Plated
WEIGHT 70kg | 153,32lbs
BULBS 39x g9 Halogen Bulbs (40W max)*USA not included | Voltage: 220-240V
DIMENSIONS H 210cm | 82,67" Diam. 100cm | 39,37"
Cord Height: Adjustable with 200 cm | 78,74"



TRUMP CHANDELIER

MATERIALS Brass & Crystal Glass
STANDARD FINISHES Gold Plated
WEIGHT 123kg | 271,17lbs
BULBS 24x g9 Halogen Bulbs (40W max)*USA not included | Voltage:220-240V
DIMENSIONS H 180cm | 70,87" Diam. 90cm | 35,43"
Cord Height: Adjustable with 200 cm | 78,74"



TYCHO CHANDELIER

MATERIALS Brass & Crystal Glass
STANDARD FINISHES Gold Plated
WEIGHT 125kg | 275,58lbs
BULBS 70x g9 Halogen Bulbs (40W max)*USA not included | Voltage: 220-240V
DIMENSIONS H 160cm | 62,99" Diam. 120cm | 47,25" Cord Height: Adjustable with 200 cm | 78,74"



WATERFALL CHANDELIER

MATERIALS Brass & Crystal Glass
STANDARD FINISHES Gold Plated
WEIGHT 69kg | 152,1lbs
BULBS 168x g9 Halogen Bulbs (40W max)*USA not included | Voltage: 220-240V
DIMENSIONS H 156cm | 61,4" Diam. 109 cm | 42,9" Cord Height: Adjustable with 200 cm | 78,74"



WAX CHANDELIER

MATERIALS Brass & Crystal Glass
STANDARD FINISHES Gold Plated
WEIGHT 55kg | 121,25lbs
BULBS 18x g9 Halogen Bulbs (40W max)*USA not included | Voltage: 220-240V
DIMENSIONS H 90cm | 35,4" Diam. 100cm | 39,37" Cord Height: Adjustable with 200 cm | 78,74"



EMPIRE SNOOKER SUSPENSION

MATERIALS Brass & Crystal
STANDARD FINISHES Gold Plated & Clear Cristal
WEIGHT 80 kg | 176 lbs
BULBS 18 x g9 Halogen Bulbs (40W max) *USA not included | Voltage:220-240V
DIMENSIONS H 54 cm | 21,26" L 71cm | 67,32" D 49cm | 19,29" Cord Height: Adjustable with 200 cm | 78,74"



EMPIRE SQUARE SNOOKER SUSPENSION

MATERIALS Brass & Crystal Glass
STANDARD FINISHES Gold Plated
WEIGHT 108kg | 238,10lbs
BULBS 18x g9 Halogen Bulbs (40W max)*USA not included | Voltage: 220-240V
DIMENSIONS H 50cm | 19,69" L 163cm | 64,17" D 53cm | 20,87" Cord Height: Adjustable with 200 cm | 78,74"



EMPIRE SUSPENSION

MATERIALS Brass & Crystal Glass
STANDARD FINISHES Gold Plated
WEIGHT 102kg | 224,87lbs
BULBS 24x g9 Bulbs (40W max) *USA not included | Voltage: 220-240V
DIMENSIONS H 40cm | 15,7" Diam. 100cm | 39,4" Cord Height: Adjustable with 200 cm | 78,74"



BABEL II SUSPENSION

MATERIALS Brass & Crystal Glass
STANDARD FINISHES Gold Plated
WEIGHT 44kg | 97,00lbs
BULBS 13x g9 Halogen Bulbs (40W max)*USA not included | Voltage: 220-240V
DIMENSIONS H 62cm | 24,41" W 120cm | 47,24" D 20cm | 7,87" Cord Height: Adjustable with 200 cm | 78,74"



BABEL SNOOKER SUSPENSION

MATERIALS Brass & Crystal Glass
STANDARD FINISHES Gold Plated
WEIGHT 111kg | 244,71lbs
BULBS 20x g9 Halogen Bulbs (40W max)*USA not included | Voltage:220-240V
DIMENSIONS H 63cm | 24,80" L 166cm | 65,35" D 51cm | 20,08" Cord Height: Adjustable with 200 cm | 78,74"



BABEL SUSPENSION

MATERIALS Brass & Crystal Glass
STANDARD FINISHES Gold Plated
WEIGHT 88,6kg | 195,33lbs
BULBS 24x g9 Halogen Bulbs (40W max)*USA not included | Voltage:220-240V
DIMENSIONS H 63cm | 24,80" Diam. 100cm | 39,37"



EXPLOSION SUSPENSION

MATERIALS Brass & Crystal Glass
STANDARD FINISHES Gold Plated
WEIGHT 46kg | 101,41lbs
BULBS 18x g9 LED Bulbs (4W max) (USA not included) | Voltage: 220-240V
DIMENSIONS Diam. 71 cm | 27,95" Cord Height: Adjustable with 200 cm | 78,74"



GALA II SUSPENSION

MATERIALS Brass & Crystal Glass
STANDARD FINISHES Gold Plated
WEIGHT 60kg | 132,28lbs
BULBS 12x g9 Halogen Bulbs (40W max)*USA not included | Voltage:220-240V
DIMENSIONS H 82cm | 32,28" Diam. 100cm | 39,37" Cord Height: Adjustable with 200 cm | 78,74"



GALA SUSPENSION

MATERIALS Brass & Crystal Glass
STANDARD FINISHES Gold Plated
WEIGHT 156kg | 343,92lbs
BULBS 34x g9 Halogen Bulbs (40W max)*USA not included | Voltage:220-240V
DIMENSIONS H 160cm | 62,99" Diam. 142cm | 55,91" Cord Height: Adjustable with 200 cm | 78,74"



BURJ SUSPENSION

MATERIALS Brass & Glass
STANDARD FINISHES Gold Plated
WEIGHT 24kg | 52,91lbs
BULBS 54x g9 LED Bulbs (USA not included)
DIMENSIONS H 71cm | 27,95" L 100cm | 39,37" D 100 cm | 39,37" Cord Height: Adjustable with 39,37" | 100 cm



EMPIRE II SUSPENSION

MATERIALS Brass & Crystal Glass
STANDARD FINISHES Gold Plated
WEIGHT 133kg | 293,21lbs
BULBS 32x g9 Halogen Bulbs (40W max)*USA not included | Voltage: 220-240V
DIMENSIONS H 77cm | 30,31" Diam. 107cm | 42,13" Cord Height: Adjustable with 200 cm | 78,74"



EMPIRE OVAL SUSPENSION

MATERIALS Brass & Crystal Glass
STANDARD FINISHES Gold Plated
WEIGHT 32kg | 70,55lbs
BULBS 16x g9 Halogen Bulbs (40W max)*USA not included | Voltage:220-240V
DIMENSIONS H 50cm | 19,69" L 145cm | 57,09" D 46cm | 18,11" Cord Height: Adjustable with 200 cm | 78,74"



GUGGENHEIM SNOOKER SUSPENSION

MATERIALS Brass & Clear Crystal
STANDARD FINISHES Gold Plated & Clear Crystal
WEIGHT 80kg | 176,37lbs
BULBS 38x g9 Halogen Bulbs (40W max)*USA not included | Voltage: 220-240V
DIMENSIONS H 100cm | 39,37" L 165cm | 64,96" D 60cm | 23,62" Cord Height: Adjustable with 200 cm | 78,74"



HARPIA SUSPENSION

MATERIALS Brass & Crystal Glass
STANDARD FINISHES Gold Plated
WEIGHT 6kg | 13,23lbs
BULBS 2x g9 Led Bulbs (2W max) (USA not included) | Voltage:220-240V
DIMENSIONS H 9cm | 3,54" L 120cm | 47,24" D 9cm | 3,54" Cord Height: Adjustable with 200 cm | 78,74"



LIBERTY II SUSPENSION

MATERIALS Brass & Crystal Glass
STANDARD FINISHES Gold Plated
WEIGHT 40kg | 88,18lbs
BULBS 30x g9 Halogen Bulbs (40W max)*USA not included | Voltage:220-240V
DIMENSIONS H 100cm | 39,37" Diam. 103cm | 40,55" Cord Height: Adjustable with 200 cm | 78,74"



LIBERTY SLIM SUSPENSION

MATERIALS Brass & Crystal Glass
STANDARD FINISHES Gold Plated & Clear Crystal
WEIGHT 70kg | 154,32lbs
BULBS 22 x g9 Halogen Bulbs (40W max) *USA not included | Voltage: 220-240V
DIMENSIONS H 20cm | 7,9" Diam. 80cm | 31,5" Cord Height: Adjustable with 200 cm | 78,74"



LIBERTY SNOOKER SUSPENSION

MATERIALS Brass & Crystal Glass
STANDARD FINISHES Gold Plated
WEIGHT 50kg | 110,23lbs
BULBS 20x g9 Halogen Bulbs (40W max) *USA not included | Voltage: 220-240V
DIMENSIONS H 60cm | 23,62" L 160cm | 62,99" D 50cm | 19,69" Cord Height: Adjustable with 200 cm | 78,74"



LIBERTY SUSPENSION

MATERIALS Brass & Crystal Glass
STANDARD FINISHES Gold Plated
WEIGHT 135kg | 297,62lbs
BULBS 24x g9 Halogen Bulbs (40W max)*USA not included | Voltage:220-240V
DIMENSIONS H 60cm | 23,62" Diam. 120cm | 47,24" Cord Height: Adjustable with 200 cm | 78,74"



PHARO II SUSPENSION

MATERIALS Brass & Crystal Glass
STANDARD FINISHES Gold Plated
WEIGHT 125kg | 275,58lbs
BULBS 33x g9 Halogen Bulbs (40W max)*USA not included | Voltage: 220-240V
DIMENSIONS H 86cm | 33,86" Diam. 121cm | 47,64" Cord Height: Adjustable with 200 cm | 78,74"



PHARO SNOOKER SUSPENSION

MATERIALS Brass & Crystal Glass
STANDARD FINISHES Gold Plated
WEIGHT 90kg | 198,42lbs
BULBS 28x g9 Halogen Bulbs (40W max)*USA not included | Voltage: 220-240V
DIMENSIONS H 45cm | 17,72" L 165cm | 64,96" D 50cm | 19,68" Cord Height: Adjustable with 200 cm | 78,74"



PHARO SUSPENSION

MATERIALS Brass & Crystal Glass
STANDARD FINISHES Gold Plated
WEIGHT 70kg | 154,32lbs
BULBS 33x g9 Halogen Bulbs (40W max)*USA not included | Voltage: 220-240V
DIMENSIONS H 48cm | 18,90" Diam. 121cm | 47,64" Cord Height: Adjustable with 200 cm | 78,74"



MAGNA SUSPENSION

MATERIALS Brass & Crystal
STANDARD FINISHES Gold Plated & Crystal White
WEIGHT 110kg | 242,5lbs
LED Stip LED
DIMENSIONS H 90cm | 74,8" Diam. 67cm | 26,38" Cord Height: Adjustable with 200 cm | 78,74"



MAJESTIC II SUSPENSION

MATERIALS Brass & Crystal Glass
STANDARD FINISHES Gold Plated
WEIGHT 56kg | 123,46lbs
BULBS 60x g9 Halogen Bulbs (40W max)*USA not included | Voltage:220-240V
DIMENSIONS H 21,6cm | 8,50" Diam. 141,7cm | 55,79" Cord Height: Adjustable with 200 cm | 78,74"



MAJESTIC SUSPENSION

MATERIALS Brass & Crystal Glass
STANDARD FINISHES Gold Plated
WEIGHT 21kg | 46,30lbs
BULBS 28x g9 Halogen Bulbs (40W max)*USA not included | Voltage: 220-240V
DIMENSIONS H 6,6cm | 2,6" Diam. 112cm | 44,1" Cord Height: Adjustable with 200 cm | 78,74"



SHARD SUSPENSION

MATERIALS Brass & Crystal Glass
STANDARD FINISHES Gold Plated
WEIGHT 35kg | 77,16lbs
BULBS 20x g9 Halogen Bulbs (40W max)*USA not included | Voltage: 220-240V
DIMENSIONS H 44cm | 17,32" L 150cm | 59,06" D 80cm | 31,50" Cord Height: Adjustable with 200 cm | 78,74"



SKYLINE SUSPENSION

MATERIALS Brass & Marble
STANDARD FINISHES Gold Plated & Alabaster Marble
WEIGHT 35kg | 77,16lbs
LED Stip LED
DIMENSIONS H 10cm | 3,94" L 120cm | 47,24" D 12cm | 4,72" Cord Height: Adjustable with 200 cm | 78,74"



TRUMP SUSPENSION

MATERIALS Brass & Crystal Glass
STANDARD FINISHES Gold Plated
WEIGHT 60kg | 132,28lbs
BULBS 24x g9 Halogen Bulbs (40W max)*USA not included | Voltage:220-240V
DIMENSIONS H 40cm | 15,75" Diam. 90cm | 35,43" Cord Height: Adjustable with 200 cm | 78,74"



MCQUEEN GLOBE SUSPENSION

MATERIALS Brass & Crystals
STANDARD FINISHES Hammered Brass, Gold plated & Amber Crystals
WEIGHT 4kg | 8,82lbs
BULBS 6x g9 Halogen Bulbs (40W max)*USA not included | Voltage:220-240V
DIMENSIONS H 124cm | 48,82" Diam. 72cm | 28,35" Cord Height: Adjustable with 200 cm | 78,74"



MCQUEEN ROUND SUSPENSION

MATERIALS Brass & Crystals
STANDARD FINISHES Hammered Brass, Gold plated & Amber Crystals
WEIGHT 49kg | 108,03lbs
BULBS 18x g9 Halogen Bulbs (40W max)*USA not included | Voltage:220-240V
DIMENSIONS H 25cm | 9,84" Diam. 100cm | 39,37" Cord Height: Adjustable with 200 cm | 78,74"



PEARL SUSPENSION

MATERIALS Brass & Pearls
STANDARD FINISHES Gold Plated
WEIGHT 70kg | 154,3lbs
BULBS 6x Board LED
DIMENSIONS H 273cm | 107,5" Diam. 80cm | 31,5" Cord Height: Adjustable with 200 cm | 78,74"



TYCHO ROUND SUSPENSION

MATERIALS Brass & Crystal Glass
STANDARD FINISHES Gold Plated
WEIGHT 93kg | 205,03lbs
BULBS 32x g9 Bulbs (40W max) (USA not included) | Voltage: 220-240V
DIMENSIONS H 70cm | 27,56" Diam. 100 cm | 39,37" Cord Height: Adjustable with 200 cm | 78,74"



TYCHO RECTANGULAR SUSPENSION

MATERIALS Brass & Crystal Glass
STANDARD FINISHES Gold Plated
WEIGHT 93kg | 205,03lbs
BULBS 32x g9 Halogen Bulbs (40W max)*USA not included | Voltage:220-240V
DIMENSIONS H 70 cm | 27,56" L 175cm | 68,90" D 33cm | 12,99" Pole Height:Fixed, available in 3 sizes: 60cm | 23,62"; 80cm | 31,49"; 100cm | 39,37"



WATERFALL SPUTNIK SUSPENSION

MATERIALS Brass & Crystal Glass
STANDARD FINISHES Gold Plated
WEIGHT 75kg | 165,35lbs
BULBS 96x g9 Halogen Bulbs (40W max)*USA not included | Voltage:220-240V
DIMENSIONS H 130cm | 51,18" Diam. 133cm | 52,36" Cord Height: Adjustable with 200 cm | 78,74"



WATERFALL RECTANGULAR SUSPENSION

MATERIALS Brass & Glass
STANDARD FINISHES Gold Plated
WEIGHT 67kg|147,7lbs
BULBS 88x g9 Led Bulbs (40W max) *USA not included | Voltage: 220-240V
DIMENSIONS H 55 cm | 21,65" L 160 cm | 62,99" D 50 cm | 19,69"



WATERFALL ROUND SUSPENSION

MATERIALS Brass & Crystal Glass
STANDARD FINISHES Gold Plated
WEIGHT 60kg | 132,28lbs
BULBS 144x g9 Halogen Bulbs (40W max)*USA not included | Voltage:220-240V
DIMENSIONS H 59,4cm | 23,38" Diam. 125cm | 49,21" Cord Height: Adjustable with 200 cm | 78,74"



EMPIRE PLAFOND

MATERIALS Brass & Crystal Glass
STANDARD FINISHES Gold Plated
WEIGHT 15kg | 33,07lbs
BULBS 28x g9 Halogen Bulbs (40W max) *USA not included | Voltage: 220-240V
DIMENSIONS H 13,5cm | 5,32" Diam. 110cm | 43,31"



BURJ PENDANT

MATERIALS Brass & Crystal Glass
STANDARD FINISHES Gold Plated
WEIGHT 8kg | 17,64lbs
BULBS 6x g9 Halogen Bulbs (40W max) *USA not included | Voltage:220-240V
DIMENSIONS H 45cm | 17,71" L 20cm | 7,90" D 20cm | 7,90" Cord Height: Adjustable with 200 cm | 78,74"



DRAYCOTT PENDANT

MATERIALS Brass & Crystal Glass
STANDARD FINISHES Gold Plated
WEIGHT 14kg | 30,86lbs
BULBS 6x g9 Led Bulbs (2W max) *USA not included | Voltage:220-240V
DIMENSIONS H 124cm | 48,82" 8,46" L 21,5cm | 8,46" D 21,5cm | 8,46" Cord Height: Adjustable with 200 cm | 78,74"



EMPIRE II SMALL PENDANT

MATERIALS Brass & Crystal Glass
STANDARD FINISHES Gold Plated
WEIGHT 7kg | 15,43lbs
BULBS 3x g9 Halogen Bulbs (40W max) *USA not included | Voltage: 220-240V
DIMENSIONS H 50cm | 19,69" Diam: 40cm | 15,75" Cord Height: Adjustable with 200 cm | 78,74"



EMPIRE SQUARE PLAFOND

MATERIALS Brass & Crystal
STANDARD FINISHES Gold Plated
WEIGHT 45kg | 99,2lbs
BULBS 8x g9 Halogen Bulbs (40W max) *USA not included | Voltage: 220-240V
DIMENSIONS H 35cm | 13,8" L 60cm | 23,6" D 60cm | 23,6"



MAJESTIC PLAFOND

MATERIALS Brass & Crystal Glass
STANDARD FINISHES Gold Plated
WEIGHT 15kg | 33,07lbs
BULBS 28x g9 Halogen Bulbs (40W max) *USA not included | Voltage: 220-240V
DIMENSIONS H 13,5cm | 5,32" Diam. 110cm | 43,31"



MCQUEEN PLAFOND

MATERIALS Brass & Crystals
STANDARD FINISHES Hammered Brass, Gold plated & Amber Crystals
WEIGHT 25kg | 55,12lbs
BULBS 16x g9 Halogen Bulbs (40W max) *USA not included | Voltage:220-240V
DIMENSIONS H 18cm | 7,09" Diam. 72cm | 28,35"



EMPIRE PENDANT

MATERIALS Brass & Crystal Glass
STANDARD FINISHES Gold Plated
WEIGHT 30kg | 66,14lbs
BULBS 6x g9 Halogen Bulbs (10W max) *USA not included | Voltage: 220-240V
DIMENSIONS H 75cm | 29,53" Diam. 40cm | 15,75" Cord Height: Adjustable with 200 cm | 78,74"



EMPIRE SMALL PENDANT

MATERIALS Brass & Crystal Glass
STANDARD FINISHES Gold Plated
WEIGHT 11kg | 24,25lbs
BULBS 3x g9 Halogen Bulbs (40W max) *USA not included | Voltage: 220-240V
DIMENSIONS H 40cm | 15,75" Diam: 40cm | 15,75" Cord Height: Adjustable with 200 cm | 78,74"



GALA PENDANT

MATERIALS Brass & Crystal Glass
STANDARD FINISHES Gold Plated
WEIGHT 7kg | 15,43lbs
BULBS 6x g9 Halogen Bulbs (40W max) *USA not included | Voltage:220-240V
DIMENSIONS H 82cm | 62,28" Diam. 35cm | 13,78" Cord Height: Adjustable with 200 cm | 78,74"



SCALA PLAFOND

MATERIALS Brass & Crystals
STANDARD FINISHES Gold plated & Gold teak Crystals
WEIGHT 78kg | 171,96lbs
BULBS 10x g9 Halogen Bulbs (40W max) *USA not included | Voltage:220-240V
DIMENSIONS H 61cm | 24,02" Diam. 92cm | 36,22"



WATERFALL SPUTNIK PLAFOND

MATERIALS Brass & Crystal Glass
STANDARD FINISHES Gold plated
WEIGHT 25kg | 55,12lbs
BULBS 48x g9 Halogen Bulbs (40W max) *USA not included | Voltage: 220-240V
DIMENSIONS H 68cm | 26,77" Diam. 133cm | 52,36"



BABEL PENDANT

MATERIALS Brass & Crystal Glass
STANDARD FINISHES Gold Plated
WEIGHT 35kg | 77,2lbs
BULBS 6x g9 (40W max) *USA not included Voltage: 220-240V
DIMENSIONS H 113cm | 44,5" Diam. 40cm | 15,7" Cord Height: Adjustable with 200 cm | 78,74"



GUGGENHEIM PENDANT

MATERIALS Brass & Crystals
STANDARD FINISHES Gold plated & Black Crystals
WEIGHT 7kg | 15,43lbs
BULBS 6x g9 Halogen Bulbs (10W max) *USA not included | Voltage:220-240V
DIMENSIONS H 80cm | 31,50" Diam. 35cm | 13,78" Cord Height: Adjustable with 200 cm | 78,74"



LIBERTY PENDANT

MATERIALS Brass & Crystal Glass
STANDARD FINISHES Gold Plated
WEIGHT 31kg | 68,34lbs
BULBS 8x g9 Halogen Bulbs (40W max) *USA not included | Voltage:220-240V
DIMENSIONS H 70cm | 27,56" L 31cm | 12,20" D 31cm | 12,20"



LIBERTY SLIM PENDANT

MATERIALS Brass & Crystal Glass
STANDARD FINISHES Gold Plated
WEIGHT 8kg | 13,64lbs
BULBS 6x g9 Halogen Bulbs (40W max) *USA not included | Voltage: 220-240V
DIMENSIONS H 30cm | 11,81" Diam: 18cm | 7,09" Cord Height: Adjustable with 200 cm | 78,74"



LIBERTY SMALL PENDANT

MATERIALS Brass & Crystal Glass
STANDARD FINISHES Gold Plated
WEIGHT 12kg | 26,46lbs
BULBS 6x g9 Halogen Bulbs (40W max) *USA not included | Voltage: 220-240V
DIMENSIONS H 50cm | 19,69" Diam: 18cm | 7,09"



MAGNA PENDANT

MATERIALS Brass & Crystal
STANDARD FINISHES Gold Plated & Crystal White
WEIGHT 35kg | 77,16lbs
LED Stip LED
DIMENSIONS H 60cm | 23,62" L 31cm | 12,2" D 5cm | 1,97" Cord Height: Adjustable with 200 cm | 78,74"
Size Option : 50cm, 60cm, 70cm



MCQUEEN PENDANT

MATERIALS Brass & Crystals
STANDARD FINISHES Hammered Brass, Gold plated & Amber Crystals
WEIGHT 32kg | 70,55lbs
BULBS 6x g9 Halogen Bulbs (40W max) *USA not included | Voltage:220-240V
DIMENSIONS H 85cm | 33,46" L 22cm | 8,66" D 22cm | 8,66" Cord Height: Adjustable with 200 cm | 78,74"



WATERFALL PENDANT

MATERIALS Brass & Crystal Glass
STANDARD FINISHES Gold Plated
WEIGHT 3kg | 6,61lbs
BULBS 6x g9 Halogen Bulbs (40W max) *USA not included | Voltage: 220-240V
DIMENSIONS H 55cm | 21,65" L 16cm | 6,3" D 16cm | 6,3" Cord Height: Adjustable with 200 cm | 78,74"



WATERFALL XL PENDANT

MATERIALS Brass & Glass
STANDARD FINISHES Gold Plated
WEIGHT 2kg | 4,41lbs
BULBS 6x g9 Led Bulbs (40W max) (USA not included) | Voltage: 220-240V
DIMENSIONS H 75cm | 29,53" L 20 cm | 7,87" D 20cm | 7,87" Cord Height: Adjustable with 200 cm | 78,74"



BABEL WALL

MATERIALS Brass & Crystal Glass
STANDARD FINISHES Gold Plated
WEIGHT 23kg | 50,7lbs
BULBS 3x g9 Halogen Bulbs (40W max) *USA not included | Voltage: 220-240V
DIMENSIONS H 90,5cm | 35,6" L 30cm | 11,8" D 23,5cm | 9,3"



PEARL PENDANT

MATERIALS Brass & Pearls
STANDARD FINISHES Gold Plated
WEIGHT 10kg | 22lbs
BULBS 1x Board LED
DIMENSIONS H 50cm | 19,69" Diam. 20cm | 7,87" Cord Height: Adjustable with 200 cm | 78,74"



PHARO PENDANT

MATERIALS Brass & Crystal Glass
STANDARD FINISHES Gold Plated
WEIGHT 15kg | 33,07lbs
BULBS 3x g9 Halogen Bulbs (40W max) *USA not included | Voltage: 220-240V
DIMENSIONS H 45cm | 17,72" Diam. 15cm | 5,9"



PHARO SMALL PENDANT

MATERIALS Brass & Crystals
STANDARD FINISHES Gold plated
WEIGHT 15kg | 33,1lbs
BULBS 3x g9 Halogen Bulbs (40W max) *USA not included | Voltage: 220-240V
DIMENSIONS H 33cm | 13" Diam. 15cm | 5,9"



BURJ II WALL

MATERIALS Brass & Crystal Glass
STANDARD FINISHES Gold Plated
WEIGHT 15kg | 33,07lbs
BULBS 2x g9 Halogen Bulbs (40W max) *USA not included | Voltage: 220-240V
DIMENSIONS H 44cm | 17,32" L 14cm | 5,51" D 10cm | 3,93"



BURJ WALL

MATERIALS Brass & Crystal Glass
STANDARD FINISHES Gold Plated
WEIGHT 3,7kg | 8,16lbs
BULBS 6x g9 Halogen Bulbs (40W max) *USA not included | Voltage: 220-240V
DIMENSIONS H 45cm | 17,71" L 20cm | 7,87" D 23cm | 9,05"



DRAYCOTT II WALL

MATERIALS Brass & Crystal Glass
STANDARD FINISHES Gold Plated
WEIGHT 10kg | 22,05lbs
BULBS 64x g9 Led Bulbs (2W max) (USA not included) | Voltage: 220-240V
DIMENSIONS H 108 cm | 42,5" L 20 cm | 7,8" D 12 cm | 4,7"



TRUMP PENDANT

MATERIALS Brass & Crystals Glass
STANDARD FINISHES Gold plated
WEIGHT 20kg | 44,1lbs
BULBS 8x g9 Halogen Bulbs (40W max) *USA not included | Voltage: 220-240V
DIMENSIONS H 90cm | 35,4" Diam. 36,5cm | 14,4" Cord Height: Adjustable with 200cm | 78,74"



TYCHO PENDANT

MATERIALS Brass & Crystal Glass
STANDARD FINISHES Gold plated
WEIGHT 8kg | 17,64lbs
BULBS 6x g9 Halogen Bulbs (40W max) *USA not included | Voltage:220-240V
DIMENSIONS H 70 cm | 27,56" Diam. 33cm | 12,99" Cord Height: Adjustable with 200 cm | 78,74"



TYCHO XS SMALL PENDANT

MATERIALS Brass & Crystal
STANDARD FINISHES Gold Plated & Clear Crystal
WEIGHT 5 kg | 11,02 lbs
BULBS 2 x g9 Halogen Bulbs (40W max) *USA not included | Voltage:220-240V
DIMENSIONS H 70cm | 27,56" D 8cm | 3,15" Cord Height: Adjustable with 200 cm | 78,74"



DRAYCOTT WALL

MATERIALS Brass & Crystals
STANDARD FINISHES Gold plated
WEIGHT 5kg | 11,03lbs
BULBS 2x g9 Led Bulbs (2W max) (USA not included) | Voltage: 220-240V
DIMENSIONS H 100 cm | 39,4" L 10cm | 3,9" D 12 cm | 4,7"



EMPIRE II SMALL WALL

MATERIALS Brass & Crystal Glass
STANDARD FINISHES Gold Plated
WEIGHT 7kg | 15,43lbs
BULBS 3x g9 Halogen Bulbs (40W max) *USA not included | Voltage: 220-240V
DIMENSIONS H 50cm | 19,69" L 40cm | 15,75" D 15cm | 5,91"



EMPIRE II WALL

MATERIALS Brass & Crystal
STANDARD FINISHES Gold Plated & Clear Cristal
WEIGHT 30 kg | 66,1 lbs
BULBS 10 x g9 Halogen Bulbs (40W max) *USA not included | Voltage: 220-240V
DIMENSIONS H 130cm | 51,18" L 40cm | 15,75" D 25cm | 9,85"



EMPIRE SMALL WALL

MATERIALS Brass & Crystal Glass
STANDARD FINISHES Gold Plated
WEIGHT 10kg | 33,1lbs
BULBS 3x g9 Halogen Bulbs (40W max) *USA not included | Voltage: 220-240V
DIMENSIONS H 40cm | 15,75" L 40cm | 15,75" D 15cm | 5,91"



EMPIRE WALL

MATERIALS Brass & Crystal
STANDARD FINISHES Gold Plated & Clear Cristal
WEIGHT 14 kg | 31 lbs
BULBS 5 x g9 Halogen Bulbs (40W max) *USA not included | Voltage: 220-240V
DIMENSIONS H 80cm | 31,5" L 40cm | 15,75" D 25cm | 9,85"



GALA TORCH WALL

MATERIALS Brass & Crystals
STANDARD FINISHES Gold Plated
WEIGHT 2kg | 4,41lbs
BULBS 3x g9 (40W max) *USA not included | Voltage: 220-240V
DIMENSIONS H 118cm | 46,46" L 20cm | 7,87" D 14,7cm | 5,79"



LIBERTY TORCH WALL

MATERIALS Brass & Crystals Glass
STANDARD FINISHES Gold plated & Clear crystal
WEIGHT 10kg | 22,05lbs
BULBS 6 x g9 Halogen Bulbs (40W max) *USA not included | Voltage: 220-240V
DIMENSIONS H 160cm | 63,0" L 18cm | 7,1" D 21cm | 8,3"



MAGNA WALL

MATERIALS Brass & Crystal Glass
STANDARD FINISHES Gold plated & Crystal White
WEIGHT 20kg | 44,09lbs
LED Stip LED
DIMENSIONS H 60cm | 23,6" L 23cm | 9,1" D 8cm | 3,5"



MCQUEEN II WALL

MATERIALS Brass & Crystals
STANDARD FINISHES Hammered Brass, Gold plated & Amber Swarovski Crystals
WEIGHT 5kg | 11,02lbs
BULBS 5x g9 (40W max) *USA not included | Voltage: 220-240V
DIMENSIONS H 102,5cm | 40,35" W 39cm | 15,35" D 15,5cm | 6,10"



GALA WALL

MATERIALS Brass & Crystal Glass
STANDARD FINISHES Gold Plated
WEIGHT 4kg | 8,82lbs
BULBS 1x g9 (40W max) *USA not included | Voltage: 220-240V
DIMENSIONS H 80cm | 31,50" L 12cm | 4,72" D 11cm | 4,33"



GUGGENHEIM WALL

MATERIALS Brass & Crystals
STANDARD FINISHES Gold plated & Black Crystals
WEIGHT 4kg | 8,82lbs
BULBS 4x g9 Halogen Bulbs (10W max) *USA not included | Voltage: 220-240V
DIMENSIONS H 80cm | 31,50" L 35cm | 13,77" D 27,5cm | 10,83"



LIBERTY I WALL

MATERIALS Brass & Crystal Glass
STANDARD FINISHES Gold plated
WEIGHT 12kg | 26,46lbs
BULBS 4x g9 Halogen Bulbs (40W max)*USA not included | Voltage: 220-240V
DIMENSIONS H 64,5cm | 25,39" L 31cm | 12,2" D 18,3cm | 7,2"



MCQUEEN WALL

MATERIALS Brass & Crystal
STANDARD FINISHES Hammered Brass & Gold plated
WEIGHT 9kg | 19,84lbs
BULBS 7x g9 Bulbs (40W max) (USA not included) | Voltage: 220-240V
DIMENSIONS H 135 cm | 53,15" L 21 cm | 8,27" D 47 cm | 18,50"



PHARO II SMALL WALL

MATERIALS Brass, Marble & Crystal Glass
STANDARD FINISHES Gold plated & Emperador Dark Marble
WEIGHT 7kg | 15,43lbs
BULBS 3x g9 Halogen Bulbs (40W max) *USA not included | Voltage: 220-240V
DIMENSIONS H 79cm | 31,10" L 22cm | 8,66" D 26cm | 10,24"



PHARO II WALL

MATERIALS Brass, Marble & Crystal Glass
STANDARD FINISHES Gold plated & Emperador Dark Marble
WEIGHT 28kg | 61,73lbs
BULBS 6x g9 Halogen Bulbs (40W max)*USA not included | Voltage: 220-240V
DIMENSIONS H 122cm | 48,03" L 22cm | 8,66" D 26cm | 10,23"




LIBERTY II SMALL WALL

MATERIALS Brass & Crystal Glass
STANDARD FINISHES Gold Plated
WEIGHT 15 kg | 33,07 lbs
BULBS 6x g9 Bulbs (40W max) (USA not included) | Voltage: 220-240V
DIMENSIONS H 72 cm | 28,35" L 18cm | 7,09" D 27cm | 10,63"



LIBERTY II WALL

MATERIALS Brass & Crystal Glass
STANDARD FINISHES Gold plated
WEIGHT 7kg | 15,43lbs
BULBS 8x g9 Halogen Bulbs (40W max) *USA not included | Voltage: 220-240V
DIMENSIONS H 72cm | 28,35" L 31cm | 12,20" D 40cm | 15,75"



LIBERTY SLIM SQUARE WALL

MATERIALS Brass & Crystal Glass
STANDARD FINISHES Gold plated
WEIGHT 6kg | 13,23lbs
BULBS 2x g9 Halogen Bulbs (40W max)*USA not included | Voltage: 220-240V
DIMENSIONS H 20cm | 7,87" L 27cm | 10,67" D 10cm | 3,94"



PHARO III SMALL WALL

MATERIALS Brass & Crystal Glass
STANDARD FINISHES Gold Plated
WEIGHT 5kg | 11,02lbs
BULBS 3x g9 Halogen Bulbs (40W max) *USA not included | Voltage: 220-240V
DIMENSIONS H 26cm | 10,24" L 30cm | 11,81" D 15cm | 5,91"



PHARO SMALL WALL

MATERIALS Brass & Crystal Glass
STANDARD FINISHES Gold Plated
WEIGHT 5kg | 11,02lbs
BULBS 3x g9 Halogen Bulbs (40W max) *USA not included | Voltage: 220-240V
DIMENSIONS H 47cm | 18,50" L 8cm | 7,09" D 22cm | 8,22"



PHARO WALL

MATERIALS Brass & Crystal Glass
STANDARD FINISHES Gold Plated
WEIGHT 25kg | 55,12lbs
BULBS 9x g9 Halogen Bulbs (40W max) *USA not included | Voltage: 220-240V
DIMENSIONS H 113cm | 44,49" L 18cm | 7,09" D 22cm | 8,66"



SCALA WALL

MATERIALS Brass & Crystals
STANDARD FINISHES Gold plated & Gold Teak Crystals
WEIGHT 8kg | 17,64lbs
BULBS 6x g9 Halogen Bulbs (10W max) *USA not included | Voltage:220-240V
DIMENSIONS H 84,5cm | 33,27" L 42,6cm | 16,77" D 21,9cm | 8,62"



SHARD WALL

MATERIALS Brass & Crystal Glass
STANDARD FINISHES Gold Plated
WEIGHT 4kg | 8,82lbs
BULBS 6x g9 Halogen Bulbs (40W max)*USA not included | Voltage: 220-240V
DIMENSIONS H 65cm | 25,59" L 50cm | 19,69" D 35cm | 13,78"



SKYLINE WALL

MATERIALS Brass & Alabaster Marble
STANDARD FINISHES Gold Plated & Alabaster Marble
WEIGHT 2kg | 4,41lbs
LED Stip LED
DIMENSIONS H 65cm | 25,60" L 9cm | 3,54" D 8,5cm | 3,35"



TYCHO SMALL XS WALL

MATERIALS Brass & Crystal Glass
STANDARD FINISHES Gold plated
WEIGHT 5kg | 11,02lbs
BULBS 2x g9 Halogen Bulbs (40W max)*USA not included | Voltage: 220-240V
DIMENSIONS H 70cm | 27,56" L 8cm | 3,15" D 12cm | 4,72"



TYCHO TORCH SMALL WALL

MATERIALS Brass & Crystal Glass
STANDARD FINISHES Gold plated
WEIGHT 8kg | 17,6lbs
BULBS 2x g9 Halogen Bulbs (40W max) *USA not included | Voltage: 220-240V
DIMENSIONS H 94cm | 37" L 34cm | 13,4" D 20cm | 7,9"



TYCHO TORCH WALL

MATERIALS Brass & Crystal Glass
STANDARD FINISHES Gold Plated
WEIGHT 18kg | 39,68lbs
BULBS 2x g9 Halogen Bulbs (40W max) *USA not included | Voltage: 220-240V
DIMENSIONS H 162cm | 63,78" L 34cm | 13,39" D 20cm | 7,87"



TRUMP II WALL

MATERIALS Brass & Crystal Glass
STANDARD FINISHES Gold Plated
WEIGHT 2kg | 4,41lbs
BULBS 8x g9 Halogen Bulbs (40W max) *USA not included | Voltage: 220-240V
DIMENSIONS H 82cm | 32,28" L 25cm | 9,84" D 12cm | 4,72"



TRUMP WALL

MATERIALS Brass & Crystal Glass
STANDARD FINISHES Gold Plated
WEIGHT 4,9kg | 10,8lbs
BULBS 4x g9 Halogen Bulbs (40W max) *USA not included | Voltage: 220-240V
DIMENSIONS H 60cm | 24" L 23cm | 9,06" D 18cm | 7,1"



TYCHO II SMALL WALL

MATERIALS Brass & Crystal Glass
STANDARD FINISHES Gold plated & Clear Crystal
WEIGHT 9,30kg | 20,50lbs
BULBS 4x g9 Halogen Bulbs (40W max) *USA not included | Voltage:220-240V
DIMENSIONS H 70cm | 27,56" L 27cm | 10,63" D 17cm | 6,69"



TYCHO WALL

MATERIALS Brass & Crystal Glass
STANDARD FINISHES Gold Plated
WEIGHT 3kg | 6,61lbs
BULBS 2x g9 Halogen Bulbs (40W max) *USA not included | Voltage:220-240V
DIMENSIONS H 110cm | 43,31" L 13cm | 5,12" D 20cm | 7,87"



WATERFALL II BIG WALL

MATERIALS Brass & Crystal Glass
STANDARD FINISHES Gold Plated
WEIGHT 1,5kg | 3,31lbs
BULBS 2x g9 Halogen Bulbs (40W max) *USA not included | Voltage: 220-240V
DIMENSIONS H 75cm | 29,53" L 8cm | 3,15" D 12cm | 4,72"



WATERFALL II WALL

MATERIALS Brass & Crystal Glass
STANDARD FINISHES Gold Plated
WEIGHT 1,5kg | 3,31lbs
BULBS 2x g9 Halogen Bulbs (40W max) *USA not included | Voltage: 220-240V
DIMENSIONS H 57cm | 22,45" L 8cm | 3,15" D 12cm | 4,72"



TYCHO II SMALL XS WALL

MATERIALS Brass & Crystal Glass
STANDARD FINISHES Gold Plated & Clear Crystal
WEIGHT 3kg | 6,61lbs
BULBS 4x g9 Halogen Bulbs (40W max) *USA not included | Voltage: 220-240V
DIMENSIONS H 70cm | 27,56" L 17cm | 6,69" D 12cm | 4,72"



TYCHO II WALL

MATERIALS Brass & Crystal Glass
STANDARD FINISHES Gold Plated & Clear Crystal
WEIGHT 6,3kg | 13,89lbs
BULBS 4x g9 Halogen Bulbs (40W max) *USA not included | Voltage:220-240V
DIMENSIONS H 110cm | 43,31" L 27cm | 10,63" D 17cm | 6,69"



TYCHO SMALL WALL

MATERIALS Brass & Crystal Glass
STANDARD FINISHES Gold Plated
WEIGHT 3,1kg | 6,83lbs
BULBS 2x g9 Bulbs (40W max) (USA not included) | Voltage: 220-240V
DIMENSIONS H 70 cm | 27,56" L 13cm | 5,1" D 20cm | 7,87"



WATERFALL TECHINCAL WALL

MATERIALS Brass & Crystal Glass
STANDARD FINISHES Gold Plated
WEIGHT 1,5kg | 3,31lbs
BULBS 2x g9 Halogen Bulbs (40W max) *USA not included | Voltage: 220-240V
DIMENSIONS H 13,5cm | 5,31" L 38cm | 14,96" D 13cm | 5,12"



WATERFALL TORCH WALL

MATERIALS Brass & Crystal Glass
STANDARD FINISHES Gold Plated
WEIGHT 20kg | 44,09lbs
BULBS 14x g9 Bulbs (40W max) (USA not included) | Voltage: 220-240V
DIMENSIONS H 178cm | 70,08" L 28,6cm | 11,26" D 21,8cm | 8,58"



WATERFALL WALL

MATERIALS Brass & Crystal Glass
STANDARD FINISHES Gold Plated
WEIGHT 3kg | 6,61lbs
BULBS 6x g9 Halogen Bulbs (40W max) *USA not included | Voltage:220-240V
DIMENSIONS H 55cm | 21,65" L 20cm | 7,87" D 25cm | 9,84"



WATERFALL XL WALL

MATERIALS Brass & Crystal Glass
STANDARD FINISHES Gold plated
WEIGHT 3,2kg | 7,05lbs
BULBS 6x g9 Halogen Bulbs (10W max) *USA not included | Voltage:220-240V
DIMENSIONS H 75cm | 29,53" L 20cm | 7,87" D 25cm | 9,84"



WAX WALL

MATERIALS Brass & Crystal Glass
STANDARD FINISHES Gold Plated
WEIGHT 10kg | 22,05lbs
BULBS 3x g9 Halogen Bulbs (40W max) *USA not included | Voltage:220-240V
DIMENSIONS H 80cm | 31,50" L 24cm | 9,45" D 22cm | 8,66"



BABEL FLOOR

MATERIALS Brass, Marble & Crystal Glass
STANDARD FINISHES Gold plated & Nero Marquina Marble
WEIGHT 55kg | 44,1lbs
BULBS 9x g9 Halogen Bulbs (40W max)*USA not included | Voltage: 220-240V
DIMENSIONS H 185,5cm | 73" Diam. 40cm | 15,7"



MCQUEEN FLOOR

MATERIALS Brass, Marble & Crystals
STANDARD FINISHES Hammered Brass, Gold Plated, Carrara Marble & Amber Crystals
WEIGHT 45kg | 20,4lbs
BULBS 8x g9 Halogen Bulbs (40W max) *USA not included | Voltage: 220-240V
DIMENSIONS H 187cm | 74" L 28cm | 11" D 28cm | 11"



PHARO FLOOR

MATERIALS Brass, Marble & Crystal Glass
STANDARD FINISHES Gold plated & Carrara Marble
WEIGHT 60kg | 132,30lbs
BULBS 12x g9 Halogen Bulbs (40W max)*USA not included | Voltage: 220-240V
DIMENSIONS H 175cm | 68,9" Diam. 22cm | 8,66"



SHARD FLOOR

MATERIALS Brass, Marble & Crystal Glass
STANDARD FINISHES Gold Plated
WEIGHT 25kg | 55,1lbs
BULBS 13x g9 Halogen Bulbs (40W max) *USA not included | Voltage: 220-240V
DIMENSIONS H 167cm | 65,7" L 56cm | 22" D 49cm | 19,3"



DRAYCOTT FLOOR

MATERIALS Brass & Crystal Glass
STANDARD FINISHES Gold Plated
WEIGHT 33kg | 72,75lbs
BULBS 6x g9 Halogen Bulbs (40W max) *USA not included | Voltage: 220-240V
DIMENSIONS H 183cm | 72,05" Diam. 35cm | 13,78"



EMPIRE FLOOR

MATERIALS Brass & Crystal Glass
STANDARD FINISHES Gold Plated
WEIGHT 40kg | 88,18lbs
BULBS 12x g9 Halogen Bulbs (40W max) *USA not included | Voltage:220-240V
DIMENSIONS H 185cm | 73,83" Diam. 64cm | 25,20"



GALA FLOOR

MATERIALS Brass & Crystal Glass
STANDARD FINISHES Gold plated
WEIGHT 8kg | 17,64lbs
BULBS 6x g9 Halogen Bulbs (40W max) *USA not included | Voltage:220-240V
DIMENSIONS H 175cm | 70,00" Diam. 35cm | 13,78"



TYCHO FLOOR

MATERIALS Brass & Crystal Glass
STANDARD FINISHES Gold Plated
WEIGHT 38kg | 83,78lbs
BULBS 4x g9 Halogen Bulbs (40W max) *USA not included | Voltage:220-240V
DIMENSIONS H 200cm | 78,74" L 44cm | 17,32" D 44cm | 17,32"



WATERFALL FLOOR

MATERIALS Brass, Marble & Crystal Glass
STANDARD FINISHES Gold plated & Carrara Marble
WEIGHT 51kg | 112,44lbs
BULBS 18x g9 Halogen Bulbs (40W max) *USA not included | Voltage:220-240V
DIMENSIONS H 195cm | 77,77" Diam. 42cm | 16,54"



GAMMA TABLE LAMP

MATERIALS Brass, Marble & Crystal Glass
STANDARD FINISHES Gold Plated & Nero Marquina Marble
WEIGHT 5kg | 11,02lbs
BULBS 2x g9 LED Bulbs (40W max) *USA not included | Voltage: 220-240V
DIMENSIONS H 70cm | 27,56" L 10cm | 3,94" D 12cm | 4,72"



LIBERTY FLOOR

MATERIALS Brass, Marble & Crystal Glass
STANDARD FINISHES Gold Plated & Carrara Marble
WEIGHT 20kg | 44,09lbs
BULBS 8x g9 Halogen Bulbs (40W max)*USA not included | Voltage: 220-240V
DIMENSIONS H 182cm | 71,65" Diam. 43cm | 16,92"



MAGNA I FLOOR

MATERIALS Brass & Crystal
STANDARD FINISHES Gold Plated & Crystal White
WEIGHT 40kg | 88,2lbs
LED Stip LED
DIMENSIONS H 140cm | 55,1" L 40cm | 15,7" D 36cm | 14,2"



MAGNA II FLOOR

MATERIALS Brass & Crystal
STANDARD FINISHES Gold Plated & Crystal White
WEIGHT 35kg | 77,2lbs
LED Stip LED
DIMENSIONS H 123cm | 48,4" L 40cm | 15,7" D 36cm | 14,2"



LIBERTY SMALL TABLE LAMP

MATERIALS Brass & Crystal Glass
STANDARD FINISHES Gold Plated
WEIGHT 8kg | 17,04lbs
BULBS 6x g9 Halogen Bulbs (40W max) *USA not included | Voltage: 220-240V
DIMENSIONS H 55cm | 21,65" L 20cm | 7,87" D 20cm | 7,87"



LIBERTY TABLE LAMP

MATERIALS Brass, Marble & Crystal Glass
STANDARD FINISHES Gold Plated & Carrara Marble
WEIGHT 22kg | 48,5lbs
BULBS 6x g9 Halogen Bulbs (40W max) *USA not included | Voltage: 220-240V
DIMENSIONS H 74,5cm | 29,33" Diam. 35,5cm | 13,98"



MAGNA TABLE LAMP

MATERIALS Brass & Crystal G
STANDARD FINISHES Gold Plated & Crystal White
WEIGHT 25kg | 55,1lbs
LED Stip LED
DIMENSIONS H 45cm | 17,7" L 23cm | 9,1" D 14cm | 5,5"



NEEDLE TABLE LAMP

MATERIALS Brass, Wood & Fabric
STANDARD FINISHES Gold plated, Black Lacquer & Black Fabric
WEIGHT 3kg | 6,61lbs
BULBS 3x g9 LED Bulbs (40W max) *USA not included | Voltage: 220-240V
DIMENSIONS H 63cm | 24,80" Diam. 36cm | 14,17"



PHARO I TABLE LAMP

MATERIALS Brass, Marble & Crystal Glass
STANDARD FINISHES Gold Plated, Polished Emperor Marble & Crystal
WEIGHT 40kg | 88,18lbs
BULBS 4x g9 Halogen Bulbs (40W max) *USA not included | Voltage: 220-240V
DIMENSIONS H 56cm | 22,05" Diam. 24cm | 9,45"



PHARO II TABLE LAMP

MATERIALS Brass, Marble & Crystal Glass
STANDARD FINISHES Gold Plated, Polished Emperor Marble & Crystal
WEIGHT 20kg | 44,1lbs
BULBS 6x g9 Halogen Bulbs (40W max) *USA not included | Voltage: 220-240V
DIMENSIONS H 58cm | 22,8" Diam. 24cm | 9,5"



PHARO III TABLE LAMP

MATERIALS Brass & Crystal Glass
STANDARD FINISHES Gold Plated
WEIGHT 5kg | 11,02lbs
BULBS 6x g9 Halogen Bulbs (40W max) *USA not included | Voltage: 220-240V
DIMENSIONS H 49cm | 19,29" L 24cm | 9,45" D 24cm | 9,45"



SHARD TABLE LAMP

MATERIALS Brass, Marble & Crystal Glass
STANDARD FINISHES Gold Plated & Carrara Marble
WEIGHT 15kg | 33,1lbs
BULBS 8x g9 Halogen Bulbs (40W max) *USA not included | Voltage: 220-240V
DIMENSIONS H 89cm | 35" L 56cm | 22" D 45cm | 17,7"



TYCHO TABLE LAMP

MATERIALS Brass & Crystal Glass
STANDARD FINISHES Gold plated
WEIGHT 14kg | 30,86lbs
BULBS 3x g9 Halogen Bulbs (40W max) *USA not included | Voltage: 220-240V
DIMENSIONS H 44cm | 17,32" Diam. 19,5cm | 7,68"



WATERFALL TABLE LAMP

MATERIALS BrassMarble & Crystal Glass
STANDARD FINISHES Gold Plated & Emperor Dark Marble
WEIGHT 3kg | 6,61lbs
BULBS 6x g9 Halogen Bulbs (40W max) *USA not included | Voltage:220-240V
DIMENSIONS H 78cm | 30,71" Diam. 18cm | 7,09"



METAL FINISHES



POLISHED BRASS

GOLD PLATED

BRUSHED BRASS

AGED BRASS

NICKEL PLATED

BRUSHED NICKEL



BLACK NICKEL PLATED

BRUSHED BLACK NICKEL

COPPER PLATED

BRUSHED COPPER

POLISHED BRONZE

BRUSHED BRONZE

CRYSTAL GLASS FINISHES



AMBER COLOR


CLEAR COLOR

AMBER COLOR

CLEAR COLOR

CRYSTAL TEAR

CRYSTALS FINISHES




CRYSTAL COLOR

GOLD TEAK COLOR

AMBER COLOR

BLACK COLOR

STONES FINISHES



STATUARIO MARBLE

CARRARA MARBLE


ESTREMOZ MARBLE

ONYX WHITE

CRYSTAL WHITE

ALABASTER

STONES FINISHES



KENYA MARBLE

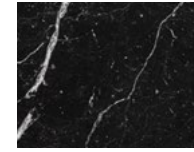
VOLAKAS MARBLE

GIORGETTE MARBLE

EMPERADOR DARK MARBLE

SAHARA NOIR MARBLE

GREEN MARBLE



NERO MARQUINA MARBLE

