



**IMPERO&DECO**  
ATELIER


MASIERO



# IMPERO&DECO

ATELIER

MASIERO



# IMPERO&DECO

**L'eleganza inconfondibile di un lusso contemporaneo che prende ispirazione dal gusto rinascimentale, per evolversi in un classico senza tempo.**


**Cadute di cristallo di varie forme e dimensioni riflettono la luce, moltiplicandola all'infinito.**


**Lampadari unici che ricordano una nobile storia, celebrando il bello di un oggetto d'arte.**

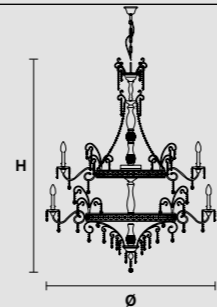
*The unmistakable elegance of a contemporary luxury that takes its inspiration from Renaissance taste and evolves it into a timeless classic.*

*Crystal pendants in various shapes and sizes reflect the light and multiply it to infinity. Unique chandeliers revive the noblest history and celebrate the true beauty of a piece of art.*





VE 802/12+6 




Ø 110 cm / 43.31"  
 H 150 cm / 59.06"  
 W 26 kg / 57.32 lb

WW 18xE14x40 W max (not included)  
 USA 18xE12x40 W max (not included)



VE 802/12+6

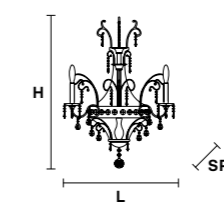
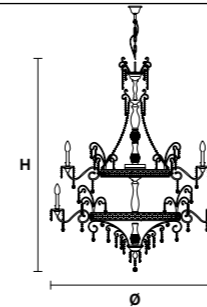




VE 802/12+6



VE 802/A3



Ø 110 cm / 43.31"  
 H 150 cm / 59.06"  
 W 26 kg / 57.32 lb


L 60 cm / 23.62"  
 SP 32 cm / 12.60"  
 H 90 cm / 35.43"  
 W 7 kg / 15.43 lb

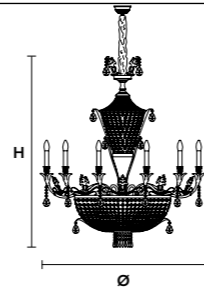
WW 18×E14×40 W max (not included)  
 USA 18×E12×40 W max (not included)

WW 3×E14×40 W max (not included)  
 USA 3×E12×40 W max (not included)





VE 803/13+6 




Ø 100 cm / 39.37"  
 H 130 cm / 51.18"  
 W 35 kg / 77.16 lb

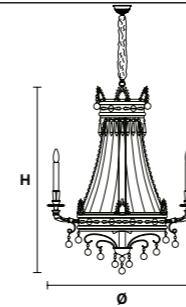
WW 13xE14x40 W max (not included)  
 6xE27x60 W max (not included)  
 USA 13xE12x40 W max (not included)  
 6xE26x60 W max (not included)

VE 803/13+6



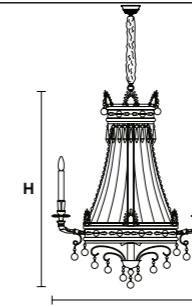


VE 804/6+3+3    CE Ⓜ    VE 804/8 + 4 + 4    CE Ⓜ    VE 804 / A3    CE Ⓜ



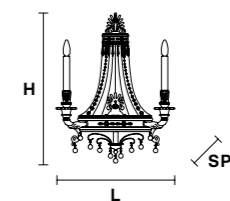
Ø 60 cm / 23.60"  
H 100 cm / 39.37"  
W 37 kg / 81.57 lb

WW 12×E14×40 W max (not included)  
USA 12×E12×40 W max (not included)



Ø 90 cm / 35.40"  
H 120 cm / 47.20"  
W 45 kg / 99.00 lb

WW 16×E14×40 W max (not included)  
USA 16×E12×40 W max (not included)



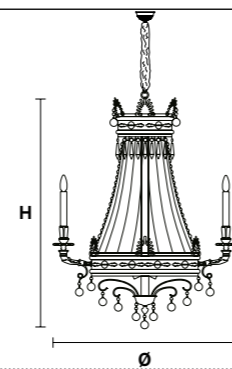
L 45 cm / 17.72"  
SP 25 cm / 9.84"  
H 60 cm / 23.62"  
W 9 kg / 19.84 lb

WW 3×E14×40 W max (not included)  
USA 3×E12×40 W max (not included)





VE 804/20 CE




Ø 120 cm / 47.24"  
 H 150 cm / 59.06"  
 W 58 kg / 127.86 lb

WW 20×E14×40 W max (not included)  
 USA 20×E12×40 W max (not included)




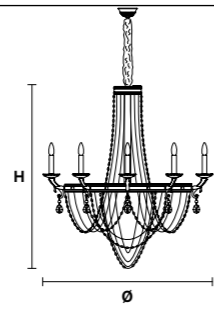
VE 804/20






VE 805/8+4+1

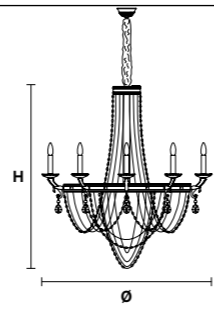
VE 805/8+4+1 



Ø 100 cm / 39.37"  
 H 100 cm / 39.37"  
 W 26 kg / 57.32 lb

WW 12×E14×40 W max (not included)  
 1×E27×60 W max (not included)  
 USA 12×E12×40 W max (not included)  
 1×E26×60 W max (not included)

VE 805/12+6+1 



Ø 140 cm / 55.15"  
 H 150 cm / 59.10"  
 W 40 kg / 88.18 lb

WW 18×E14×40 W max (not included)  
 1×E27×60 W max (not included)  
 USA 18×E12×40 W max (not included)  
 1×E26×60 W max (not included)

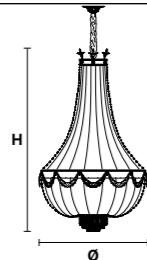


VE 805/12+6+1



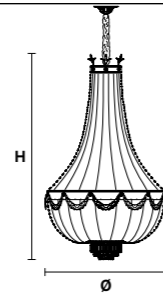


VE 818/12    CE    VE 818/16    CE    VE 818/18    CE



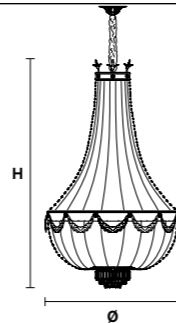
Ø 60 cm / 23.62"  
H 100 cm / 39.37"  
W 20 kg / 44.09 lb

WW 12×E27×60 W max (not included)  
USA 12×E26×60 W max (not included)



Ø 78 cm / 30.71"  
H 140 cm / 55.12"  
W 30 kg / 66.13 lb

WW 16×E27×60 W max (not included)  
USA 16×E26×60 W max (not included)



Ø 100 cm / 39.37"  
H 165 cm / 64.96"  
W 55 kg / 121.25 lb

WW 18×E27×60 W max (not included)  
USA 18×E26×60 W max (not included)

VE 818/18

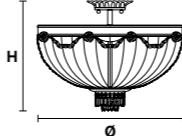
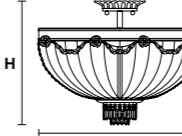
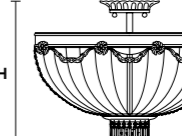
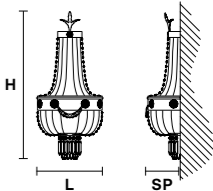





VE 818/PL18




VE 818/A3

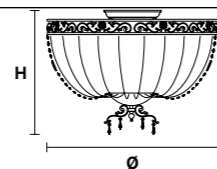
| VE 818/PL12   | VE 818/PL16   | VE 818/PL18   | VE 818/A3  |
|---|---|---|--|
|  |  |  |             |
| <p>Ø 60 cm / 23.62"</p> <p>H 45 cm / 17.72"</p> <p>W 18 kg / 39.68 lb</p>             | <p>Ø 78 cm / 30.71"</p> <p>H 60 cm / 23.62"</p> <p>W 27 kg / 59.52 lb</p>             | <p>Ø 100 cm / 39.37"</p> <p>H 70 cm / 27.55"</p> <p>W 45 kg / 99.20 lb</p>            | <p>L 32 cm / 12.60"</p> <p>SP 19 cm / 7.48"</p> <p>H 70 cm / 27.56"</p> <p>W 6 kg / 13.22 lb</p> |
| <p>WW 12×E27×60 W max (not included)</p> <p>USA 12×E26×60 W max (not included)</p>    | <p>WW 16×E27×60 W max (not included)</p> <p>USA 16×E26×60 W max (not included)</p>    | <p>WW 18×E27×60 W max (not included)</p> <p>USA 18×E26×60 W max (not included)</p>    | <p>WW 3×E14×40 W max (not included)</p> <p>USA 3×E12×40 W max (not included)</p>                 |






VE 823/PL12

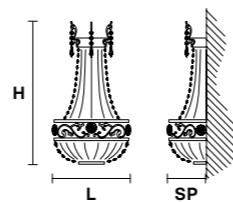
VE 823/PL12 



Ø 90 cm / 35.43"  
H 60 cm / 23.62"  
W 30 kg / 66.13 lb

WW 12×E27×60 W max (not included)  
USA 12×E26×60 W max (not included)

VE 823/A3 



L 30 cm / 11.81"  
SP 15 cm / 5.91"  
H 55 cm / 21.65"  
W 7 kg / 15.43 lb


WW 3×E14×40 W max (not included)  
USA 3×E12×40 W max (not included)

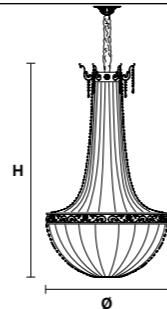


VE 823/A3





VE 823/20 




Ø 90 cm / 35.43"  
 H 160 cm / 62.99"  
 W 48 kg / 105.82 lb  
 WW 20×E27×60 W max (not included)  
 USA 20×E26×60 W max (not included)

VE 823/20




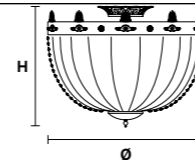


VE 827/PL10




VE 827/A4

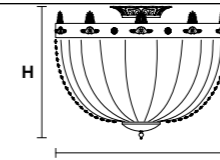
VE 827/PL8 



Ø 70 cm / 27.56"  
H 55 cm / 21.65"  
W 18 kg / 39.68 lb

WW 8×E27×60 W max (not included)  
USA 8×E26×60 W max (not included)

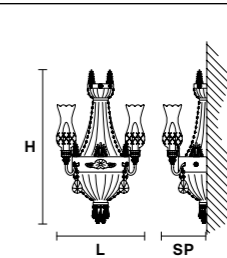
VE 827/PL10 



Ø 90 cm / 35.43"  
H 70 cm / 27.56"  
W 23 kg / 50.70 lb

WW 10×E27×60 W max (not included)  
USA 10×E26×60 W max (not included)

VE 827/A4 




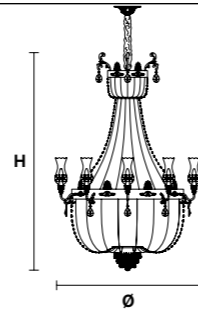
L 45 cm / 17.72"  
SP 20 cm / 7.87"  
H 70 cm / 27.56"  
W 8 kg / 17.63 lb

WW 4×E14×40 W max (not included)  
USA 4×E12×40 W max (not included)





VE 827/20 



Ø 116 cm / 45.67"  
 H 160 cm / 62.99"  
 W 47 kg / 103.61 lb

WW 10×E27×60 W max (not included)  
 10×E14×40 W max (not included)  
 USA 10×E26×60 W max (not included)  
 10×E12×40 W max (not included)

VE 827/20



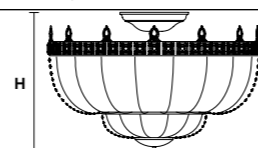
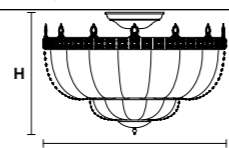
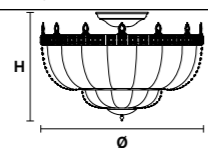
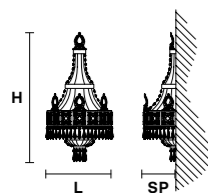


VE 829/A3



VE 829/PL12

VE 829/A3 VE 829/PL6 VE 829/PL8 VE 829/PL12



**L** 35 cm / 13.78"  
**SP** 18 cm / 7.09"  
**H** 62 cm / 24.41"  
**W** 5 kg / 11.02 lb

**WW** 3×E14×40 W max (not included)  
**USA** 3×E12×40 W max (not included)

**Ø** 60 cm / 23.62"  
**H** 40 cm / 15.75"  
**W** 18 kg / 39.68 lb

**WW** 6×E27×60 W max (not included)  
**USA** 6×E26×60 W max (not included)

**Ø** 80 cm / 31.50"  
**H** 50 cm / 19.69"  
**W** 24 kg / 52.91 lb

**WW** 8×E27×60 W max (not included)  
**USA** 8×E26×60 W max (not included)

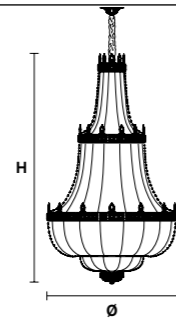
**Ø** 115 cm / 45.28"  
**H** 70 cm / 27.56"  
**W** 32 kg / 70.54 lb

**WW** 12×E27×60 W max (not included)  
**USA** 12×E26×60 W max (not included)

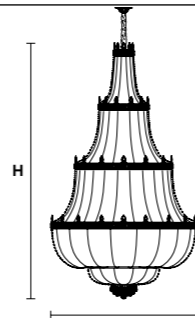




VE 829/22    CE Ⓜ    VE 829/66    CE Ⓜ



Ø 115 cm / 45.28"  
 H 190 cm / 74.80"  
 W 58 kg / 127.8 lb  
 WW 22×E27×60 W max (not included)  
 USA 22×E26×60 W max (not included)




Ø 180 cm / 70.87"  
 H 300 cm / 118.11"  
 W 120 kg / 264.5 lb  
 WW 66×E27×60 W max (not included)  
 USA 66×E26×60 W max (not included)




VE 829/22




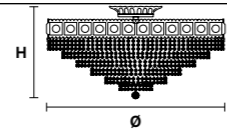


VE 830/PL12




VE 831/PL12

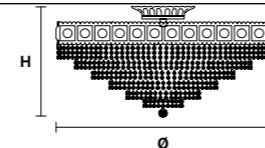
VE 830/PL8 



Ø 70 cm / 27.56"  
H 40 cm / 15.75"  
W 18 kg / 39.68 lb


WW 8×E14×40 W max (not included)  
USA 8×E12×40 W max (not included)

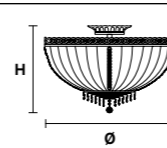
VE 830/PL12 



Ø 100 cm / 39.37"  
H 50 cm / 19.69"  
W 28 kg / 61.72 lb


WW 12×E14×40 W max (not included)  
USA 12×E12×40 W max (not included)

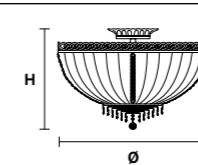
VE 831/PL6 



Ø 45 cm / 17.72"  
H 40 cm / 15.75"  
W 15 kg / 33.06 lb


WW 6×E14×40 W max (not included)  
USA 6×E12×40 W max (not included)

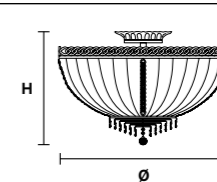
VE 831/PL10 



Ø 80 cm / 31.50"  
H 50 cm / 19.69"  
W 20 kg / 44.09 lb

WW 10×E14×40 W max (not included)  
USA 10×E12×40 W max (not included)


VE 831/PL12 



Ø 100 cm / 39.37"  
H 55 cm / 21.65"  
W 26 kg / 57.32 lb

WW 12×E14×40 W max (not included)  
USA 12×E12×40 W max (not included)






VE 849/PL12



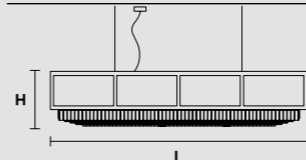
VE 849/26

| VE 849/PL10 <span style="float: right;">CE</span>  | VE 849/PL12 <span style="float: right;">CE</span>  | VE 849/26 <span style="float: right;">CE</span>  |
|--|--|--|
|  |  |  |
| <p>Ø 70 cm / 27.56"</p> <p>H 55 cm / 21.65"</p> <p>W 18 kg / 39.68 lb</p> <hr/> <p>WW 10×E27×60 W max (not included)</p> <p>USA 10×E26×60 W max (not included)</p> | <p>Ø 95 cm / 37.40"</p> <p>H 70 cm / 27.56"</p> <p>W 28 kg / 61.72 lb</p> <hr/> <p>WW 12×E27×60 W max (not included)</p> <p>USA 12×E26×60 W max (not included)</p> | <p>Ø 120 cm / 47.30"</p> <p>H 270 cm / 106.30"</p> <p>W 60 kg / 132.27 lb</p> <hr/> <p>WW 15×E27×60 W max (not included)</p> <p>11×E14×40 W max (not included)</p> <p>USA 15×E26×60 W max (not included)</p> <p>11×E12×40 W max (not included)</p> |





VE 770/S34 



|            |                                |
|------------|--------------------------------|
| <b>L</b>   | 160 cm / 63.00"                |
| <b>SP</b>  | 40 cm / 15.75"                 |
| <b>H</b>   | 40 cm / 15.75"                 |
| <b>W</b>   | 58 kg / 127.86 lb              |
| <hr/>      |                                |
| <b>WW</b>  | 34×E14×40 W max (not included) |
| <b>USA</b> | 34×E12×40 W max (not included) |



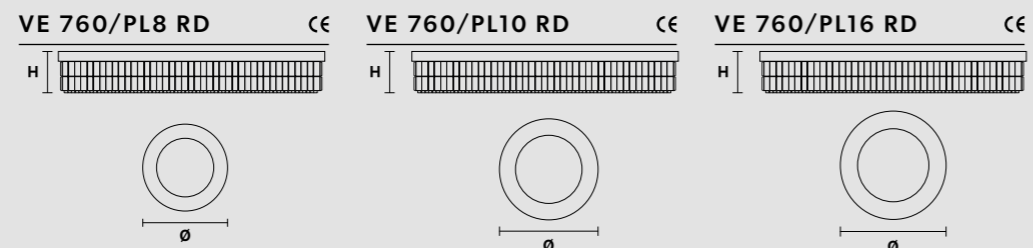
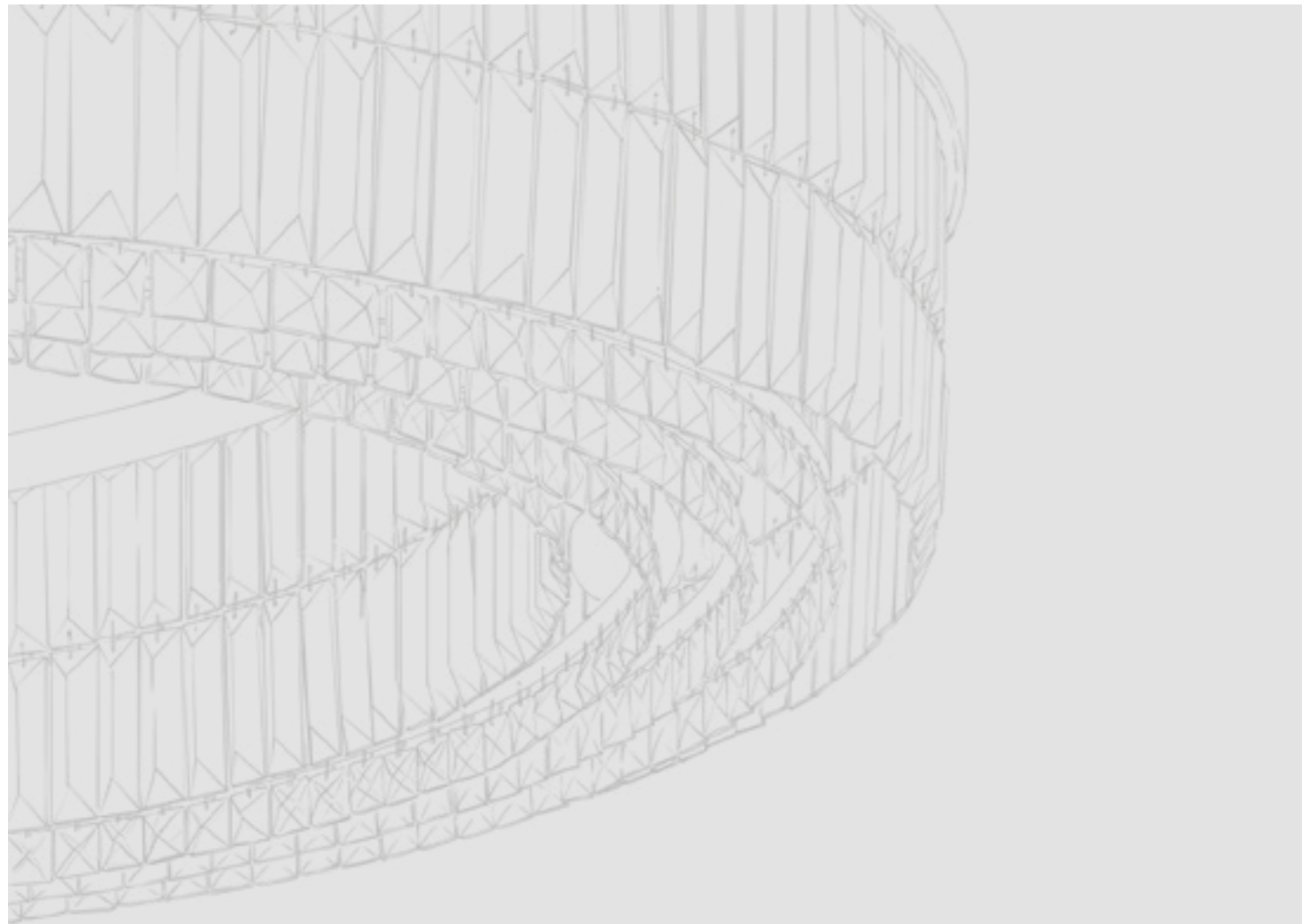
VE 770/S34





|   |    |  |    |
|---|----|--|----|
| VE 770/S28  | CE | VE 770/ A2   | CE |
|   |    |  |    |
| <p><b>L</b> 120 cm / 47.20"</p> <p><b>SP</b> 40 cm / 15.75"</p> <p><b>H</b> 40 cm / 15.75"</p> <p><b>W</b> 48 kg / 105.82 lb</p> <p><b>WW</b> 28×E14×40 W max (not included)</p> <p><b>USA</b> 28×E12×40 W max (not included)</p> |    | <p><b>L</b> 17 cm / 6.65"</p> <p><b>SP</b> 12 cm / 4.70"</p> <p><b>H</b> 40 cm / 15.75"</p> <p><b>W</b> 4 kg / 8.81lb</p> <p><b>WW</b> 2×E14×40 W max (not included)</p> <p><b>USA</b> 2×E12×40 W max (not included)</p> |    |






|  |  |   |
|--|--|---|
| <p><b>Ø</b> 60 cm / 23.62"<br/> <b>H</b> 18 cm / 7.08"<br/> <b>W</b> 21 kg / 46.29 lb</p> <p><b>WW</b> 8×E27×60 W max (not included)<br/> <b>USA</b> 8×E26×60 W max (not included)</p> | <p><b>Ø</b> 90 cm / 35.43"<br/> <b>H</b> 18 cm / 7.08"<br/> <b>W</b> 32 kg / 70.54 lb</p> <p><b>WW</b> 10×E27×60 W max (not included)<br/> <b>USA</b> 10×E26×60 W max (not included)</p> | <p><b>Ø</b> 120 cm / 47.24"<br/> <b>H</b> 18 cm / 7.08"<br/> <b>W</b> 40 kg / 88.18 lb</p> <p><b>WW</b> 16×E27×60 W max (not included)<br/> <b>USA</b> 16×E26×60 W max (not included)</p> |
|--|--|---|



VE 760/PL16 RD





VE 760/PL6 LN

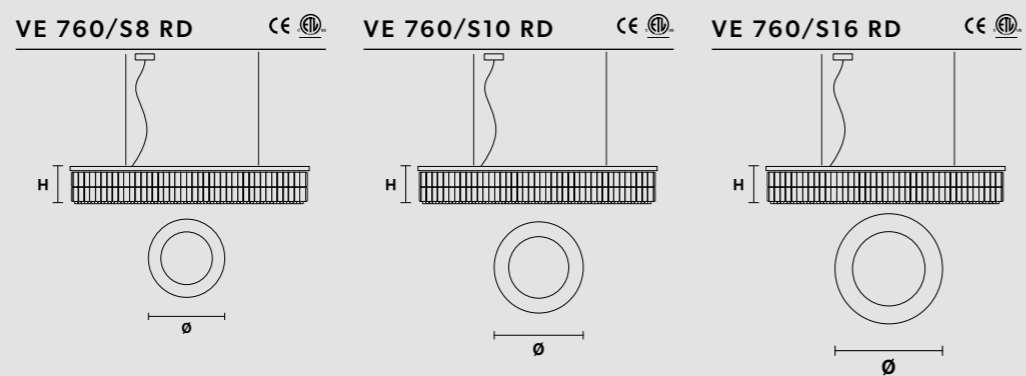

| VE 760/PL5 LN                             | CE | VE 760/PL6 LN                             | CE | VE 760/PL7 LN                             | CE |
|---|----|---|----|---|----|
|   |    |   |    |   |    |
|   |    |   |    |   |    |
| <b>L</b> 80 cm / 31.49"                   |    | <b>L</b> 100 cm / 39.37"                  |    | <b>L</b> 120 cm / 47.24"                  |    |
| <b>SP</b> 17 cm / 6.70"                   |    | <b>SP</b> 17 cm / 6.70"                   |    | <b>SP</b> 17 cm / 6.70"                   |    |
| <b>H</b> 18 cm / 7.08"                    |    | <b>H</b> 18 cm / 7.08"                    |    | <b>H</b> 18 cm / 7.08"                    |    |
| <b>W</b> 12 kg / 26.45 lb                 |    | <b>W</b> 15 kg / 33.06 lb                 |    | <b>W</b> 18 kg / 39.68 lb                 |    |
| <b>WW</b> 5x E27x60 W max (not included)  |    | <b>WW</b> 6x E27x60 W max (not included)  |    | <b>WW</b> 7x E27x60 W max (not included)  |    |
| <b>USA</b> 5x E26x60 W max (not included) |    | <b>USA</b> 6x E26x60 W max (not included) |    | <b>USA</b> 7x E26x60 W max (not included) |    |



VE 760/S6 LN

| VE 760/S5 LN                              | CE | VE 760/S6 LN                              | CE | VE 760/S7 LN                              | CE |
|---|----|---|----|---|----|
|   |    |   |    |   |    |
|   |    |   |    |   |    |
| <b>L</b> 80 cm / 31.49"                   |    | <b>L</b> 100 cm / 39.37"                  |    | <b>L</b> 120 cm / 47.24"                  |    |
| <b>SP</b> 17 cm / 6.70"                   |    | <b>SP</b> 17 cm / 6.70"                   |    | <b>SP</b> 17 cm / 6.70"                   |    |
| <b>H</b> 18 cm / 7.08"                    |    | <b>H</b> 18 cm / 7.08"                    |    | <b>H</b> 18 cm / 7.08"                    |    |
| <b>W</b> 12 kg / 26.45 lb                 |    | <b>W</b> 15 kg / 33.06 lb                 |    | <b>W</b> 18 kg / 39.68 lb                 |    |
| <b>WW</b> 5x E27x60 W max (not included)  |    | <b>WW</b> 6x E27x60 W max (not included)  |    | <b>WW</b> 7x E27x60 W max (not included)  |    |
| <b>USA</b> 5x E26x60 W max (not included) |    | <b>USA</b> 6x E26x60 W max (not included) |    | <b>USA</b> 7x E26x60 W max (not included) |    |





|  |  |   |
|--|--|---|
| <p><b>Ø</b> 60 cm / 23.62"<br/> <b>H</b> 18 cm / 7.08"<br/> <b>W</b> 21 kg / 46.29 lb</p> <p><b>WW</b> 8×E27×60 W max (not included)<br/> <b>USA</b> 8×E26×60 W max (not included)</p> | <p><b>Ø</b> 90 cm / 35.43"<br/> <b>H</b> 18 cm / 7.08"<br/> <b>W</b> 32 kg / 70.54 lb</p> <p><b>WW</b> 10×E27×60 W max (not included)<br/> <b>USA</b> 10×E26×60 W max (not included)</p> | <p><b>Ø</b> 120 cm / 47.24"<br/> <b>H</b> 18 cm / 7.08"<br/> <b>W</b> 40 kg / 88.18 lb</p> <p><b>WW</b> 16×E27×60 W max (not included)<br/> <b>USA</b> 16×E26×60 W max (not included)</p> |
|--|--|---|



VE 760/S16 RD





VE 760/PL26 RC

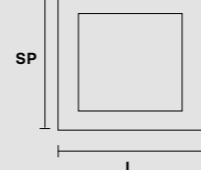
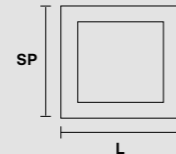
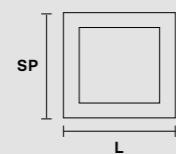

| VE 760/PL16 RC   | VE 760/PL20 RC   | VE 760/PL26 RC   |
|--|--|--|
|  |  |  |
|  |  |  |
| <b>L</b> 100 cm / 39.37"<br><b>SP</b> 60 cm / 23.62"<br><b>H</b> 18 cm / 7.08"<br><b>W</b> 27 kg / 59.52lb | <b>L</b> 150 cm / 59.05"<br><b>SP</b> 60 cm / 23.62"<br><b>H</b> 18 cm / 7.08"<br><b>W</b> 35 kg / 77.16lb | <b>L</b> 200 cm / 78.74"<br><b>SP</b> 80 cm / 31.49"<br><b>H</b> 18 cm / 7.08"<br><b>W</b> 52 kg / 114.64 lb |
| <b>WW</b> 16×E27×60 W max (not included)<br><b>USA</b> 16×E26×60 W max (not included)                      | <b>WW</b> 20×E27×60 W max (not included)<br><b>USA</b> 20×E26×60 W max (not included)                      | <b>WW</b> 26×E27×60 W max (not included)<br><b>USA</b> 26×E26×60 W max (not included)                        |



VE 760/S26 RC

| VE 760/S16 RC  | VE 760/S20 RC  | VE 760/S26 RC  |
|--|--|--|
|  |  |  |
|  |  |  |
| <b>L</b> 100 cm / 39.37"<br><b>SP</b> 60 cm / 23.62"<br><b>H</b> 18 cm / 7.08"<br><b>W</b> 27 kg / 59.52lb | <b>L</b> 150 cm / 59.05"<br><b>SP</b> 60 cm / 23.62"<br><b>H</b> 18 cm / 7.08"<br><b>W</b> 35 kg / 77.16lb | <b>L</b> 200 cm / 78.74"<br><b>SP</b> 80 cm / 31.49"<br><b>H</b> 18 cm / 7.08"<br><b>W</b> 52 kg / 114.64 lb |
| <b>WW</b> 16×E27×60 W max (not included)<br><b>USA</b> 16×E26×60 W max (not included)                      | <b>WW</b> 20×E27×60 W max (not included)<br><b>USA</b> 20×E26×60 W max (not included)                      | <b>WW</b> 26×E27×60 W max (not included)<br><b>USA</b> 26×E26×60 W max (not included)                        |






**L** 60 cm / 23.62"  
**SP** 60 cm / 23.62"  
**H** 18 cm / 7.08"  
**W** 20 kg / 44.09 lb  
**WW** 12×E27×60 W max (not included)  
**USA** 12×E26×60 W max (not included)


**L** 90 cm / 35.40"  
**SP** 90 cm / 35.40"  
**H** 18 cm / 7.08"  
**W** 30 kg / 66.13 lb  
**WW** 16×E27×60 W max (not included)  
**USA** 16×E26×60 W max (not included)

**L** 120 cm / 47.24"  
**SP** 120 cm / 47.24"  
**H** 18 cm / 7.08"  
**W** 40 kg / 88.18 lb  
**WW** 24×E27×60 W max (not included)  
**USA** 24×E26×60 W max (not included)




VE 760/PL16 SQ





VE 760/PL12 OV

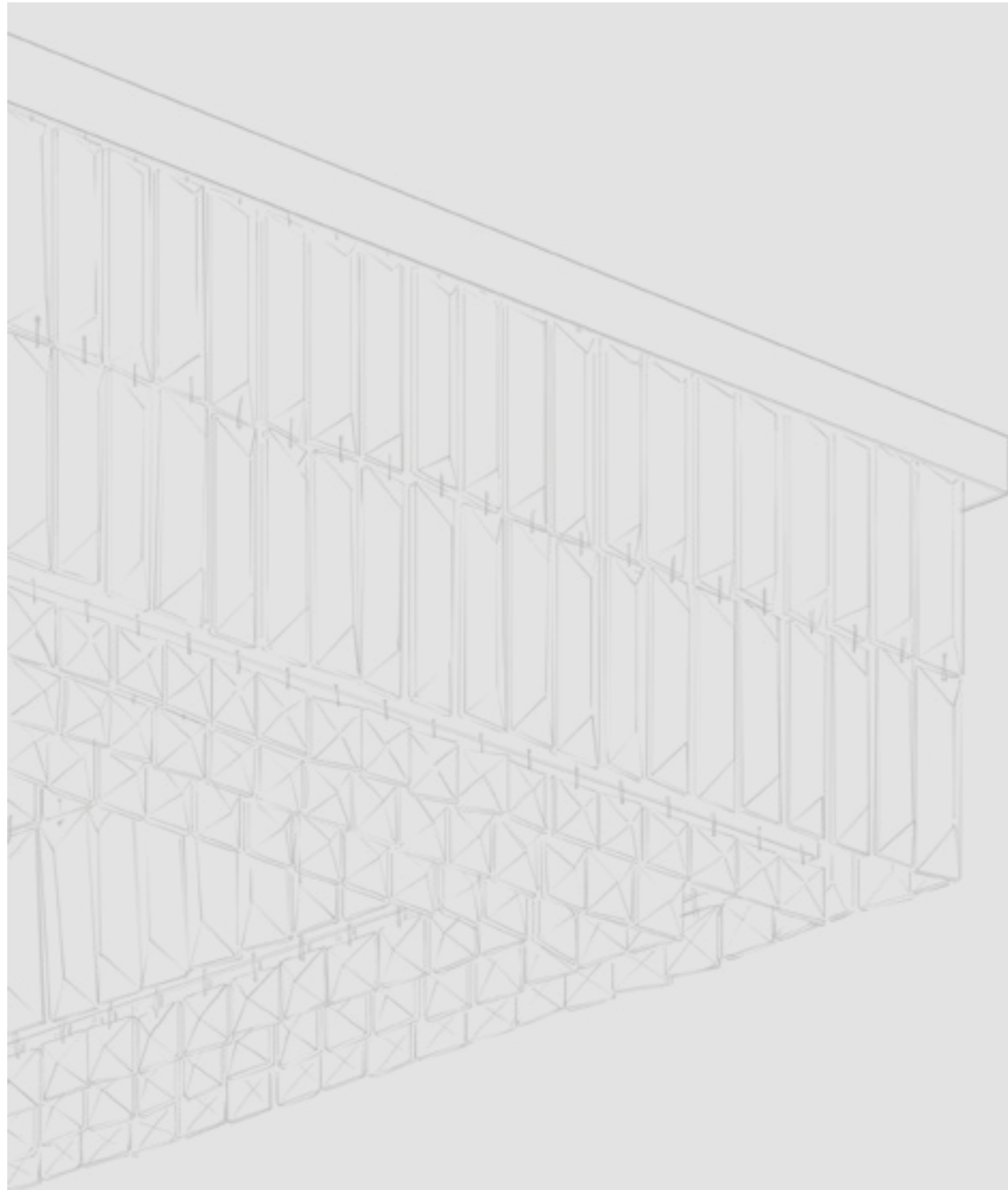



VE 760/S12 OV

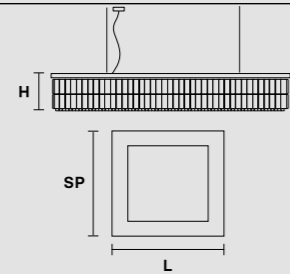
| VE 760/PL12 OV  | VE 760/PL16 OV  | VE 760/PL22 OV   |
|---|---|--|
|   |   |  |
|   |   |  |
| <b>L</b> 103 cm / 40.55"<br><b>SP</b> 63 cm / 24.80"<br><b>H</b> 18 cm / 7.08"<br><b>W</b> 21 kg / 46.29 lb | <b>L</b> 150 cm / 59.10"<br><b>SP</b> 75 cm / 29.50"<br><b>H</b> 18 cm / 7.08"<br><b>W</b> 40 kg / 88.18 lb | <b>L</b> 200 cm / 78.74"<br><b>SP</b> 85 cm / 33.50"<br><b>H</b> 18 cm / 7.08"<br><b>W</b> 59 kg / 130.07 lb |
| WW 12xE27x60 W max (not included)<br>USA 12xE26x60 W max (not included)                                     | WW 16xE27x60 W max (not included)<br>USA 16xE26x60 W max (not included)                                     | WW 22xE27x60 W max (not included)<br>USA 22xE26x60 W max (not included)                                      |

| VE 760/S12 OV   | VE 760/S16 OV   | VE 760/S22 OV  |
|---|---|--|
|   |   |  |
|   |   |  |
| <b>L</b> 103 cm / 40.55"<br><b>SP</b> 63 cm / 24.80"<br><b>H</b> 18 cm / 7.08"<br><b>W</b> 21 kg / 46.29 lb | <b>L</b> 150 cm / 59.06"<br><b>SP</b> 75 cm / 29.50"<br><b>H</b> 18 cm / 7.08"<br><b>W</b> 40 kg / 88.18 lb | <b>L</b> 200 cm / 78.74"<br><b>SP</b> 85 cm / 33.50"<br><b>H</b> 18 cm / 7.08"<br><b>W</b> 59 kg / 130.07 lb |
| WW 12xE27x60 W max (not included)<br>USA 12xE26x60 W max (not included)                                     | WW 16xE27x60 W max (not included)<br>USA 16xE26x60 W max (not included)                                     | WW 22xE27x60 W max (not included)<br>USA 22xE26x60 W max (not included)                                      |






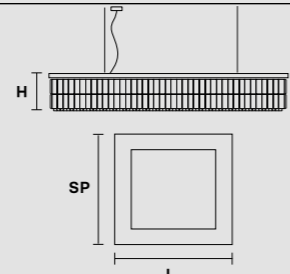
**VE 760/S12 SQ** 



**L** 60 cm / 23.62"  
**SP** 60 cm / 23.62"  
**H** 18 cm / 7.08"  
**W** 20 kg / 44.09 lb


**WW** 12×E27×60 W max (not included)  
**USA** 12×E26×60 W max (not included)

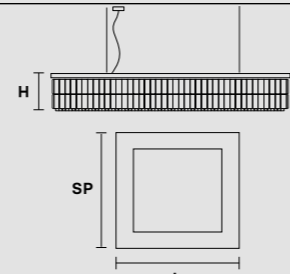
**VE 760/S16 SQ** 



**L** 90 cm / 35.40"  
**SP** 90 cm / 35.40"  
**H** 18 cm / 7.08"  
**W** 30 kg / 66.13 lb

**WW** 16×E27×60 W max (not included)  
**USA** 16×E26×60 W max (not included)

**VE 760/S24SQ** 



**L** 120 cm / 47.24"  
**SP** 120 cm / 47.24"  
**H** 18 cm / 7.08"  
**W** 40 kg / 88.18 lb

**WW** 24×E27×60 W max (not included)  
**USA** 24×E26×60 W max (not included)



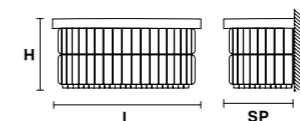
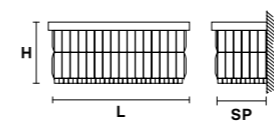
**VE 760/S16 SQ**





VE 760/A2 RD

VE 760/A2 RC



**L** 32 cm / 12.59"  
**SP** 17 cm / 6.69"  
**H** 18 cm / 7.10"  
**W** 2 kg / 4.40 lb

**WW** 2×E14×40 W max (not included)  
**USA** 2×E12×40 W max (not included)

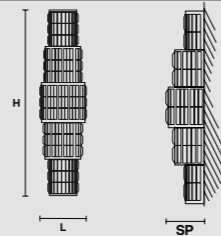
**L** 30 cm / 11.81"  
**SP** 14 cm / 5.51 "  
**H** 18 cm / 7.10"  
**W** 2 kg / 4.40 lb

**WW** 2×E14×40 W max (not included)  
**USA** 2×E12×40 W max (not included)





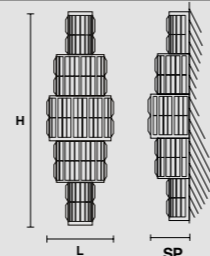
**VE 764/A4 P** 



**L** 22 cm / 8.65"  
**SP** 8 cm / 3.15"  
**H** 70 cm / 27.60"  
**W** 2 kg / 4.40 lb

**WW** 4×E14×40 W max (not included)  
**USA** 4×E12×40 W max (not included)

**VE 764/A9 G** 



**L** 24 cm / 9.45"  
**SP** 12 cm / 4.70"  
**H** 104 cm / 40.95"  
**W** 7 kg / 15.43 lb


**WW** 9×E14×40 W max (not included)  
**USA** 9×E12×40 W max (not included)




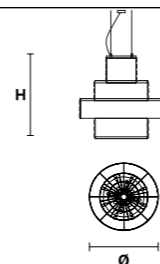
**VE 764 A4 P**

**VE 764 A9 G**






VE 764/S16 



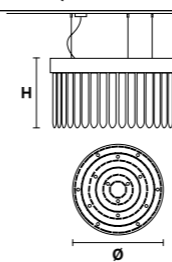
**Ø** 86 cm / 33.85"  
**H** 88 cm / 34.65"  
**W** 45 kg / 99.20 lb  
**WW** 16×E27×60 W max (not included)  
**USA** 16×E26×60 W max (not included)

VE 764/S16





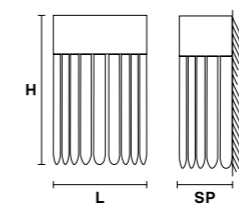
VE 1150/S12



Ø 90 cm / 35.40"  
 H 40 cm / 15.75"  
 W 50 kg / 110.23lb

WW 12×E14×40 W max (not included)  
 USA 12×E12×40 W max (not included)


VE 1150/A2



L 25 cm / 9.84"  
 SP 13 cm / 5.11"  
 H 40 cm / 15.74"  
 W 5 kg / 11.02 lb

WW 2×E14×40 W max (not included)  
 USA 2×E12×40 W max (not included)





VE 1152/S6 LN

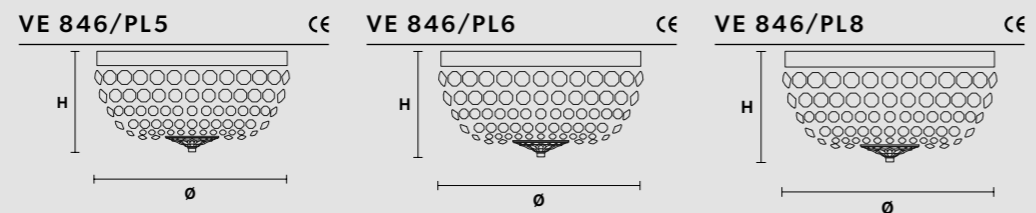



VE 1152/S24 RC

| VE 1152/S4 LN   | VE 1152/S5 LN  | VE 1152/S6 LN  |
|---|--|--|
|   |  |  |
|   |  |  |
| <b>L</b> 75 cm / 29.50"<br><b>SP</b> 22.5 cm / 8.85"<br><b>H</b> 38 cm / 14.95"<br><b>W</b> 15 kg / 33.00 lb<br><b>WW</b> 4×E27×60 W max (not included)<br><b>USA</b> 4×E26×60 W max (not included) | <b>L</b> 105 cm / 41.30"<br><b>SP</b> 22.5 cm / 8.85"<br><b>H</b> 38 cm / 14.95"<br><b>W</b> 20 kg / 44.00 lb<br><b>WW</b> 5×E27×60 W max (not included)<br><b>USA</b> 5×E26×60 W max (not included) | <b>L</b> 130 cm / 51.20"<br><b>SP</b> 22.5 cm / 8.85"<br><b>H</b> 38 cm / 14.95"<br><b>W</b> 24 kg / 52.80 lb<br><b>WW</b> 6×E27×60 W max (not included)<br><b>USA</b> 6×E26×60 W max (not included) |

| VE 1152/S16 RC   | VE 1152/S18 RC   | VE 1152/S24 RC   |
|--|--|--|
|  |  |  |
|  |  |  |
| <b>L</b> 105 cm / 41.30"<br><b>SP</b> 75 cm / 29.50"<br><b>H</b> 38 cm / 14.95"<br><b>W</b> 58 kg / 127.60 lb<br><b>WW</b> 16×E27×60 W max (not included)<br><b>USA</b> 16×E26×60 W max (not included) | <b>L</b> 130 cm / 51.20"<br><b>SP</b> 75 cm / 29.50"<br><b>H</b> 38 cm / 14.95"<br><b>W</b> 68 kg / 149.60 lb<br><b>WW</b> 18×E27×60 W max (not included)<br><b>USA</b> 18×E26×60 W max (not included) | <b>L</b> 165 cm / 64.95"<br><b>SP</b> 90 cm / 35.10"<br><b>H</b> 38 cm / 14.95"<br><b>W</b> 79 kg / 173.80 lb<br><b>WW</b> 24×E27×60 W max (not included)<br><b>USA</b> 24×E26×60 W max (not included) |






**Ø** 40 cm / 15.75"  
**H** 20 cm / 7.87"  
**W** 5 kg / 11.02 lb  
**WW** 5×E14×40 W max (not included)  
**USA** 5×E12×40 W max (not included)

**Ø** 70 cm / 27.56"  
**H** 35 cm / 13.78"  
**W** 8 kg / 17.63 lb  
**WW** 6×E14×40 W max (not included)  
**USA** 6×E12×40 W max (not included)

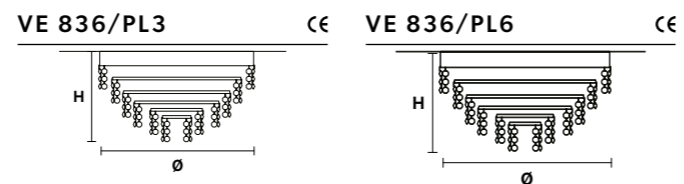
**Ø** 80 cm / 31.50"  
**H** 40 cm / 15.75"  
**W** 10 kg / 22.04 lb  
**WW** 8×E14×40 W max (not included)  
**USA** 8×E12×40 W max (not included)

VE 846 PL5





VE 836/PL3



**Ø** 30 cm / 11.81"  
**H** 25 cm / 9.84"  
**W** 3.5 kg / 7.71 lb

**WW** 3×E14×40 W max (not included)  
**USA** 3×E12×40 W max (not included)

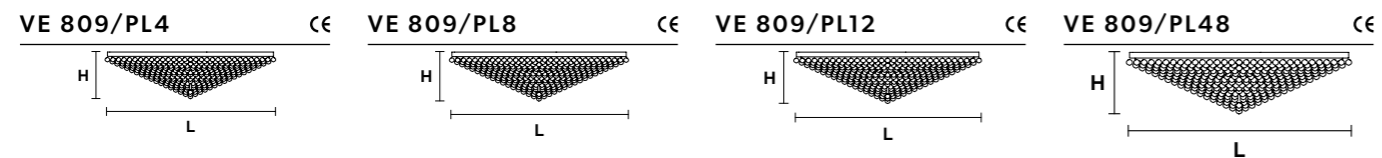

**Ø** 40 cm / 15.75"  
**H** 35 cm / 13.78"  
**W** 4 kg / 8.81 lb

**WW** 6×E14×40 W max (not included)  
**USA** 6×E12×40 W max (not included)



VE 836/PL6





|  |  |   |   |
|--|--|---|---|
| <b>L</b> 50 cm / 19.69"                  | <b>L</b> 70 cm / 27.56"                  | <b>L</b> 105 cm / 41.34"                  | <b>L</b> 160 cm / 62.99"                  |
| <b>SP</b> 50 cm / 19.69"                 | <b>SP</b> 70 cm / 27.56"                 | <b>SP</b> 105 cm / 41.34"                 | <b>SP</b> 160 cm / 62.99"                 |
| <b>H</b> 25 cm / 9.84"                   | <b>H</b> 30 cm / 11.81"                  | <b>H</b> 35 cm / 13.78"                   | <b>H</b> 40 cm / 15.75"                   |
| <b>W</b> 27 kg / 59.52 lb                | <b>W</b> 30 kg / 66.13 lb                | <b>W</b> 60 kg / 132.27 lb                | <b>W</b> 120 kg / 264.5 lb                |
| <b>WW</b> 4×E27×60 W max (not included)  | <b>WW</b> 8×E27×60 W max (not included)  | <b>WW</b> 12×E27×60 W max (not included)  | <b>WW</b> 48×E27×60 W max (not included)  |
| <b>USA</b> 4×E26×60 W max (not included) | <b>USA</b> 8×E26×60 W max (not included) | <b>USA</b> 12×E26×60 W max (not included) | <b>USA</b> 48×E26×60 W max (not included) |

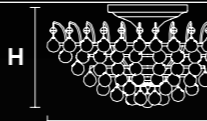
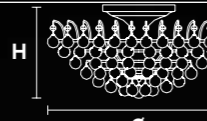
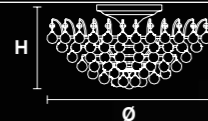
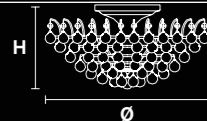
VE 809/PL 48





VE 808/PL8+4

VE 808/PL3 40 CE VE 808/PL3 50 CE VE 808/PL8+4 CE VE 808/PL16 CE



Ø 40 cm / 15.75"  
H 25 cm / 9.84"  
W 15 kg / 33.06 lb

Ø 50 cm / 19.69"  
H 30 cm / 11.81"  
W 16 kg / 35.27 lb

Ø 75 cm / 29.53"  
H 35 cm / 13.78"  
W 30 kg / 66.13 lb

Ø 100 cm / 39.37"  
H 45 cm / 17.72"  
W 50 kg / 110.23 lb

WW 3×E14×40 W max (not included)  
USA 3×E12×40 W max (not included)

WW 3×E14×40 W max (not included)  
USA 3×E12×40 W max (not included)

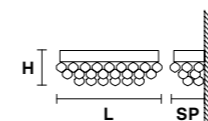
WW 12×E27×60 W max (not included)  
USA 12×E26×60 W max (not included)

WW 16×E27×60 W max (not included)  
USA 16×E26×60 W max (not included)



VE 809/A3


VE 809/A3 CE



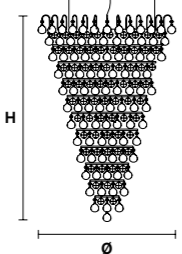
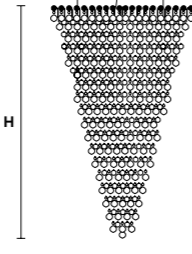
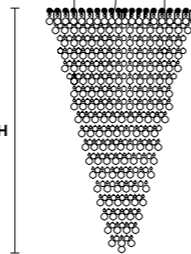
L 40 cm / 15.75"  
SP 14 cm / 5.51"  
H 12 cm / 4.72"  
W 7 kg / 15.43 lb

WW 3×G9×40W max (not included)  
USA 3×G9×40W max (not included)





VE 810/S24+1

| VE 810/S15+1   | VE 810/S24+1   | VE 810/S28+1   |
|--|--|--|
|   |   |   |
| <p>Ø 60 cm / 23.62"</p> <p>H 100 cm / 39.37"</p> <p>W 45.5 kg / 100.3 lb</p>   | <p>Ø 100 cm / 39.40"</p> <p>H 220 cm / 86.60"</p> <p>W 110 kg / 242.0 lb</p>   | <p>Ø 120 cm / 47.24"</p> <p>H 250 cm / 98.43"</p> <p>W 230 kg / 507 lb</p>   |
| <p>WW 15xE14x40 W max (not included)</p> <p>1xE27x60 W max (not included)</p> <p>USA 15xE12x40 W max (not included)</p> <p>1xE26x60 W max (not included)</p> | <p>WW 24xE14x40 W max (not included)</p> <p>1xE27x60 W max (not included)</p> <p>USA 24xE12x40 W max (not included)</p> <p>1xE26x60 W max (not included)</p> | <p>WW 28xE14x40 W max (not included)</p> <p>1xE27x60 W max (not included)</p> <p>USA 28xE12x40 W max (not included)</p> <p>1xE26x60 W max (not included)</p> |




VE 810/S15+1



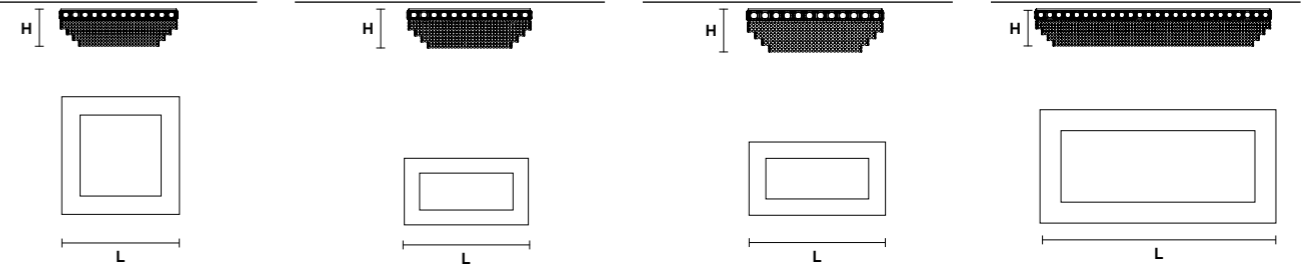


VE 821/PL24




VE 821/PL44

VE 821/PL24    CE    VE 821/PL28    CE    VE 821/PL32    CE    VE 821/PL44    CE



|   |   |   |   |
|---|---|---|---|
| <b>L</b> 80 cm / 31.50"                   | <b>L</b> 110 cm / 43.30"                  | <b>L</b> 122 cm / 48.03"                  | <b>L</b> 166 cm / 65.35"                  |
| <b>SP</b> 80 cm / 31.50"                  | <b>SP</b> 60 cm / 23.62"                  | <b>SP</b> 60 cm / 23.62"                  | <b>SP</b> 80 cm / 31.50"                  |
| <b>H</b> 27 cm / 10.63"                   | <b>H</b> 27 cm / 10.63"                   | <b>H</b> 27 cm / 10.63"                   | <b>H</b> 27 cm / 10.63"                   |
| <b>W</b> 26 kg / 57.32 lb                 | <b>W</b> 33 kg / 72.75 lb                 | <b>W</b> 40 kg / 88.18 lb                 | <b>W</b> 50 kg / 110.23 lb                |
| <b>WW</b> 24×E14×40 W max (not included)  | <b>WW</b> 28×E14×40 W max (not included)  | <b>WW</b> 32×E14×40 W max (not included)  | <b>WW</b> 44×E14×40 W max (not included)  |
| <b>USA</b> 24×E12×40 W max (not included) | <b>USA</b> 28×E12×40 W max (not included) | <b>USA</b> 32×E12×40 W max (not included) | <b>USA</b> 44×E12×40 W max (not included) |






VE 820/PL12+2



VE 820/PL20


| VE 820/PL10+2  | CE | VE 820/PL12+2  | CE | VE 820/PL20  | CE | VE 820/PL26  | CE |
|--|----|--|----|--|----|--|----|
|  |    |  |    |  |    |  |    |
| <b>L</b> 80 cm / 31.50"  |    | <b>L</b> 100 cm / 39.37"   |    | <b>L</b> 150 cm / 59.10"   |    | <b>L</b> 200 cm / 78.74"   |    |
| <b>SP</b> 40 cm / 15.74"   |    | <b>SP</b> 55 cm / 21.65"   |    | <b>SP</b> 47 cm / 18.50"   |    | <b>SP</b> 55 cm / 21.65"   |    |
| <b>H</b> 50 cm / 19.68"  |    | <b>H</b> 50 cm / 19.69"  |    | <b>H</b> 50 cm / 19.69"  |    | <b>H</b> 50 cm / 19.69"  |    |
| <b>W</b> 25 kg / 55.11 lb  |    | <b>W</b> 34 kg / 74.95 lb  |    | <b>W</b> 50 kg / 110.2 lb  |    | <b>W</b> 80 kg / 176.36 lb   |    |
| <b>WW</b> 2×E27×60 W max (not included)<br>10×E14×40 W max (not included)  |    | <b>WW</b> 2×E27×60 W max (not included)<br>12×E14×40 W max (not included)  |    | <b>WW</b> 2×E27×60 W max (not included)<br>18×E14×40 W max (not included)  |    | <b>WW</b> 2×E27×60 W max (not included)<br>24×E14×40 W max (not included)  |    |
| <b>USA</b> 2×E26×60 W max (not included)<br>10×E12×40 W max (not included) |    | <b>USA</b> 2×E26×60 W max (not included)<br>12×E12×40 W max (not included) |    | <b>USA</b> 2×E26×60 W max (not included)<br>18×E12×40 W max (not included) |    | <b>USA</b> 2×E26×60 W max (not included)<br>24×E12×40 W max (not included) |    |






| VE 897/PL4                        | CE | VE 897/PL6                        | CE | VE 897/PL8                        | CE | VE 897/PL16                        | CE |
|-----------------------------------|----|-----------------------------------|----|-----------------------------------|----|------------------------------------|----|
|                                   |    |                                   |    |                                   |    |                                    |    |
| Ø 40 cm / 15.75"                  |    | Ø 60 cm / 23.70"                  |    | Ø 90 cm / 35.50"                  |    | Ø 120 cm / 47.25"                  |    |
| H 20 cm / 7.90"                   |    | H 20 cm / 7.90"                   |    | H 20 cm / 7.90"                   |    | H 20 cm / 7.90"                    |    |
| W 10 kg / 22.04 lb                |    | W 15 kg / 33.06 lb                |    | W 20 kg / 44.09 lb                |    | W 26 kg / 57.32 lb                 |    |
| WW 4×E27×60 W max (not included)  |    | WW 6×E27×60 W max (not included)  |    | WW 8×E27×60 W max (not included)  |    | WW 16×E27×60 W max (not included)  |    |
| USA 4×E26×60 W max (not included) |    | USA 6×E26×60 W max (not included) |    | USA 8×E26×60 W max (not included) |    | USA 16×E26×60 W max (not included) |    |





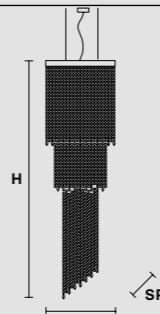
VE 814/12 50



**L** 50 cm / 19.69"  
**SP** 50 cm / 19.69"  
**H** 170 cm / 66.93"  
**W** 28 kg / 61.72 lb

**WW** 12xE14x40 W max (not included)  
**USA** 12xE12x40 W max (not included)

VE 814/16 75



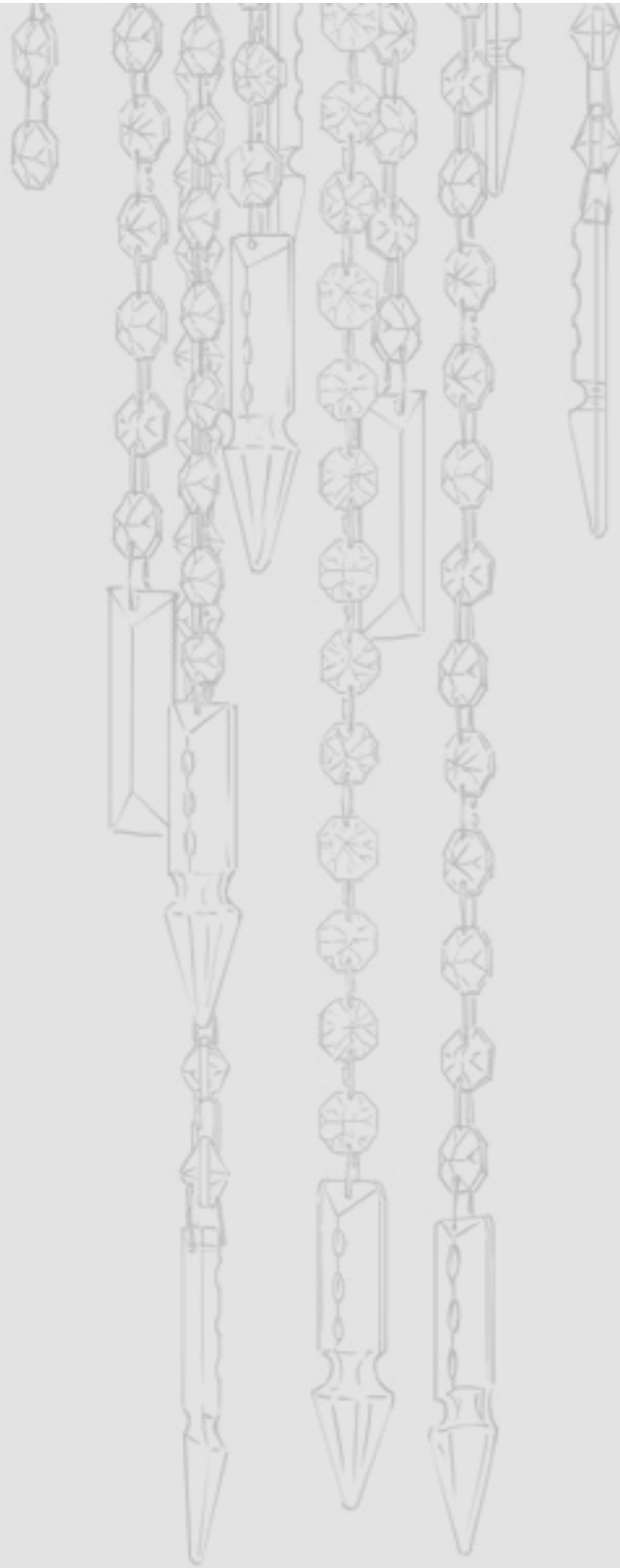
**L** 75 cm / 29.53"  
**SP** 75 cm / 29.53"  
**H** 200 cm / 78.74"  
**W** 50 kg / 110.23 lb

**WW** 16xE14x40 W max (not included)  
**USA** 16xE12x40 W max (not included)



VE 814/12 50





VE 825 /S6 CE



Ø 30 cm / 11.81"  
 H 230 cm / 90.55"  
 W 22 kg / 48.50 lb  
 -----  
 WW 6×E27×60 W max (not included)  
 USA 6×E26×40 W max (not included)



VE 825/S6





VE 825/A8 G

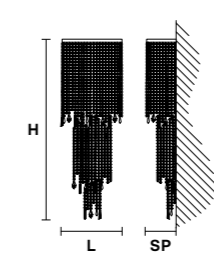



VE 825/A8 M

VE 825/A8 G



VE 825/A8 M



**L** 30 cm / 11.81"  
**SP** 13 cm / 5.12"  
**H** 100 cm / 39.37"  
**W** 6 kg / 13.22 lb

**WW** 8×G9×40W max (not included)  
**USA** 8×G9×40W max (not included)

**L** 25 cm / 9.84"  
**SP** 12 cm / 4.72"  
**H** 70 cm / 27.56"  
**W** 4 kg / 8.81 lb

**WW** 8×G9×40W max (not included)  
**USA** 8×G9×40W max (not included)





VE 840/PL8



VE 840/PL12




Ø 40 cm / 15.60"  
H 200 cm / 78.75"  
W 27 kg / 59.40 lb

WW 8×E14×40 W max (not included)  
USA 8×E12×40 W max (not included)




Ø 60 cm / 23.70"  
H 200 cm / 78.74"  
W 40 kg / 88.00 lb

WW 12×E14×40 W max (not included)  
USA 12×E12×40 W max (not included)




VE 840/PL8





VE 840/A2



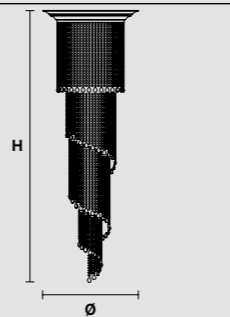
VE 840/PL6

| VE 840/A2  | CE | VE 840/PL4  | CE | VE 840/PL6  | CE |
|--|----|---|----|---|----|
|  |    |   |    |   |    |
| <b>L</b> 30 cm / 11.81"<br><b>SP</b> 13 cm / 5.12"<br><b>H</b> 40 cm / 15.75"<br><b>W</b> 2 kg / 4.40 lb |    | <b>Ø</b> 29 cm / 11.42"<br><b>H</b> 80 cm / 31.50"<br><b>W</b> 4 kg / 8.81 lb   |    | <b>Ø</b> 37 cm / 14.57"<br><b>H</b> 90 cm / 35.43"<br><b>W</b> 5 kg / 11.02 lb  |    |
| <b>WW</b> 2×E14×40 W max (not included)<br><b>USA</b> 2×E12×40 W max (not included)                      |    | <b>WW</b> 1×E27×60 W max (not included)<br>3×E14×40 W max (not included)<br><b>USA</b> 1×E26×60 W max (not included)<br>3×E12×40 W max (not included) |    | <b>WW</b> 1×E27×60 W max (not included)<br>5×E14×40 W max (not included)<br><b>USA</b> 1×E26×60 W max (not included)<br>5×E12×40 W max (not included) |    |






VE 841/G CE




- Ø 77 cm / 30.31"
- H 200 cm / 78.74"
- W 28 kg / 61.72 lb
- WW 13xE27x60 W max (not included)
- USA 13xE26x60 W max (not included)

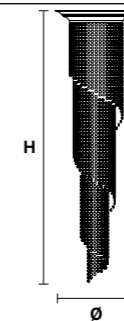
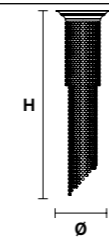


VE 841/G






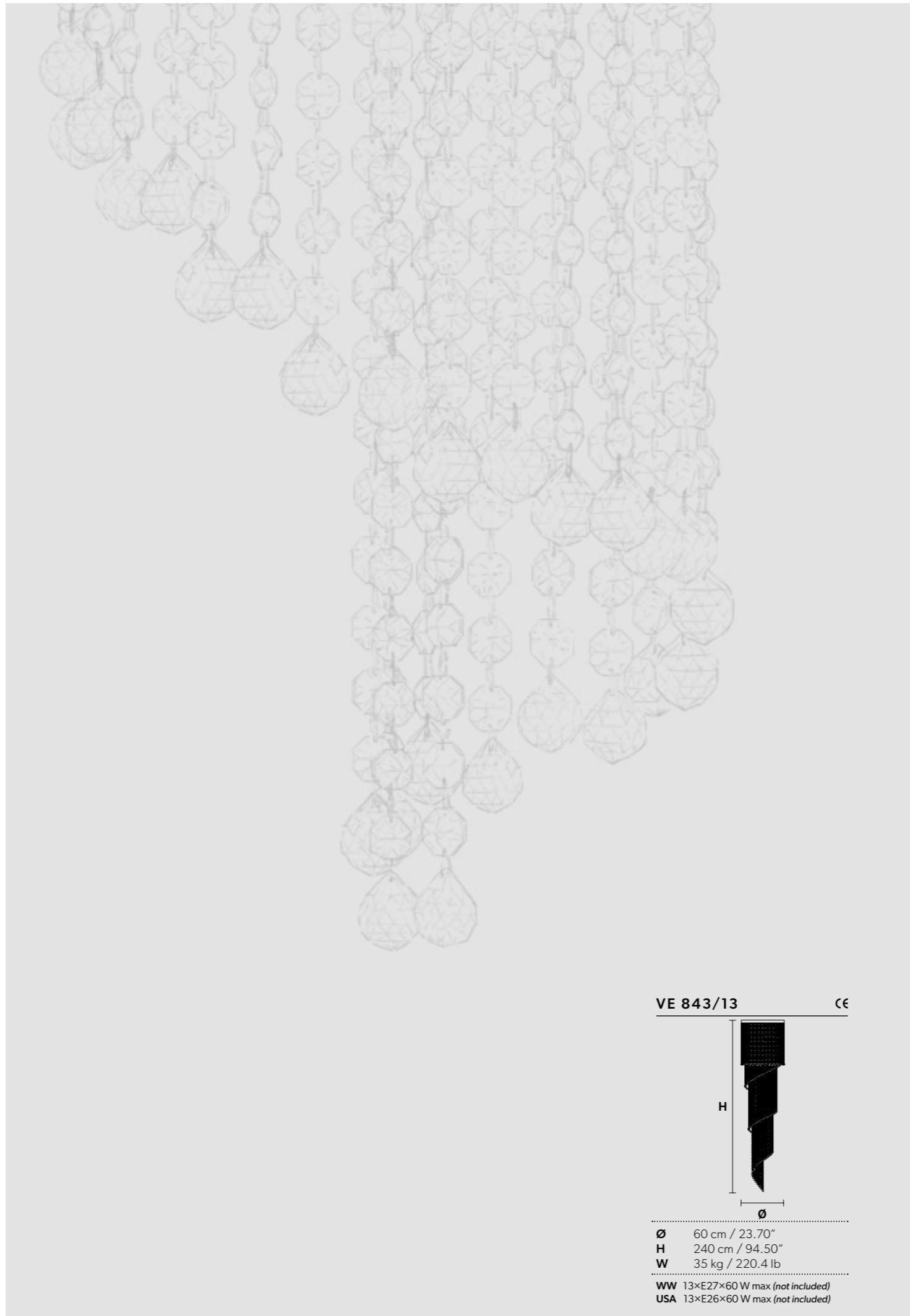
VE 841/P    CE    VE 841/M    CE



**Ø** 27 cm / 10.63"  
**H** 100 cm / 39.37"  
**W** 4 kg / 8.81 lb  
**WW** 3×E14×40 W max (not included)  
**USA** 3×E12×40 W max (not included)


**Ø** 44 cm / 17.50"  
**H** 170 cm / 67.00"  
**W** 14 kg / 30.86 lb  
**WW** 4×E14×40 W max (not included)  
**USA** 4×E12×40 W max (not included)

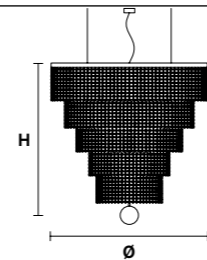








VE 845/16+1 




- Ø 120 cm / 47.25"
  - H 110 cm / 43.30"
  - W 35 kg / 77.16 lb
- 
- WW 17×E27×60 W max (not included)  
 USA 17×E26×60 W max (not included)




VE 845/16+1





VE 864/A4


VE 864/24 150 

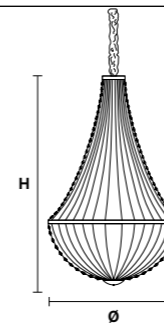


VE 864/24 150

Ø 150 cm / 59.10"  
H 250 cm / 98.50"  
W 86 kg / 189.59 lb


WW 24×E27×60 W max (not included)  
USA 24×E26×60 W max (not included)

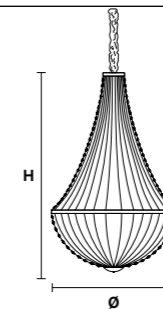
VE 864/20 120 



Ø 120 cm / 47.30"  
H 200 cm / 78.75"  
W 53 kg / 116.84 lb


WW 20×E27×60 W max (not included)  
USA 20×E26×60 W max (not included)

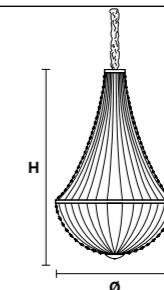
VE 864/14 90 



Ø 90 cm / 35.50"  
H 150 cm / 59.10"  
W 37.5 kg / 82.67 lb

WW 14×E27×60 W max (not included)  
USA 14×E26×60 W max (not included)

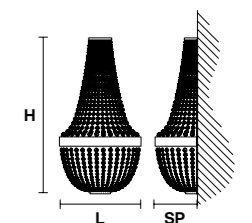
VE 864/10 60 



Ø 60 cm / 23.70"  
H 110 cm / 43.31"  
W 23 kg / 50.70 lb

WW 10×E27×60 W max (not included)  
USA 10×E26×60 W max (not included)


VE 864/A4 



L 30 cm / 11.80"  
SP 21 cm / 8.30"  
H 57 cm / 22.45"  
W 4 kg / 8.81 lb

WW 4×E14×40 W max (not included)  
USA 4×E12×40 W max (not included)





VE 892/S6 TRASP



VE 892/S6

| VE 892/S6 TRASP <span style="float: right;">CE </span>                           | VE 892/S6 <span style="float: right;">CE </span>                                 |
|--|--|
|  |  |
| <p>Ø 30 cm / 11.80"</p> <p>H 180 cm / 70.90"</p> <p>W 20 kg / 44.09 lb</p>       | <p>Ø 30 cm / 11.80"</p> <p>H 180 cm / 70.90"</p> <p>W 20 kg / 44.09 lb</p>       |
| <p>WW 6×E27×60 W max (not included)</p> <p>USA 6×E26×60 W max (not included)</p> | <p>WW 6×E27×60 W max (not included)</p> <p>USA 6×E26×60 W max (not included)</p> |






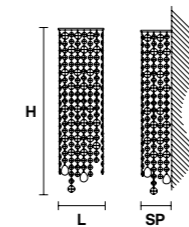
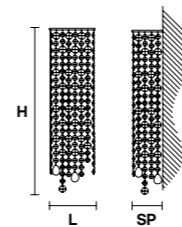
VE 892/A2 TRASP



VE 892/A2

VE 892/A2 TRASP 

VE 892/A2 



**L** 15 cm / 6.00"  
**SP** 12 cm / 4.80"  
**H** 70 cm / 27.60"  
**W** 3 kg / 6.61 lb

**WW** 2×E14×40 W max (not included)  
**USA** 2×E12×40 W max (not included)

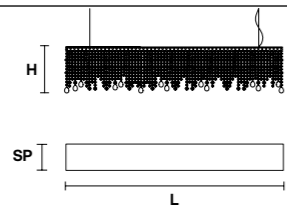
**L** 15 cm / 6.00"  
**SP** 12 cm / 4.80"  
**H** 70 cm / 27.60"  
**W** 3 kg / 6.61 lb

**WW** 2×E14×40 W max (not included)  
**USA** 2×E12×40 W max (not included)





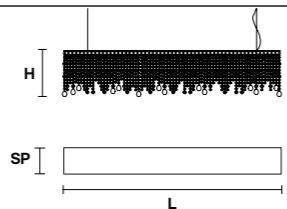
VE 895/S6 



**L** 126 cm / 49.60"  
**SP** 15 cm / 5.90"  
**H** 40 cm / 15.75"  
**W** 17 kg / 37.47 lb


**WW** 6×E14×40 W max (not included)  
**USA** 6×E12×40 W max (not included)

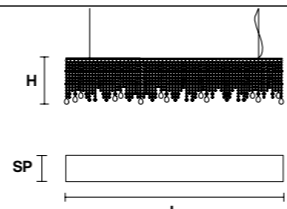
VE 895/S8 



**L** 160 cm / 63.00"  
**SP** 15 cm / 5.90"  
**H** 40 cm / 15.75"  
**W** 23 kg / 50.70 lb

**WW** 8×E14×40 W max (not included)  
**USA** 8×E12×40 W max (not included)

VE 895/S10 





**L** 200 cm / 78.75"  
**SP** 15 cm / 5.90"  
**H** 40 cm / 15.75"  
**W** 32 kg / 70.54 lb

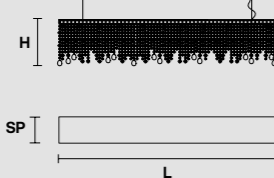
**WW** 10×E14×40 W max (not included)  
**USA** 10×E12×40 W max (not included)

VE 895/S6






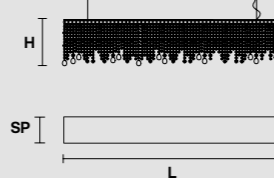
VE 895/S6 TR 



**L** 126 cm / 49.60"  
**SP** 15 cm / 5.90"  
**H** 40 cm / 15.75"  
**W** 17 kg / 37.47 lb

**WW** 6×E14×40 W max (not included)  
**USA** 6×E12×40 W max (not included)

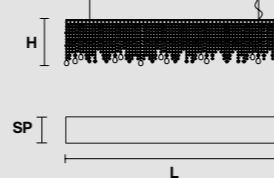
VE 895/S8 TR 



**L** 160 cm / 63.00"  
**SP** 15 cm / 5.90"  
**H** 40 cm / 15.75"  
**W** 23 kg / 50.70 lb

**WW** 8×E14×40 W max (not included)  
**USA** 8×E12×40 W max (not included)

VE 895/S10 TR 



**L** 200 cm / 78.75"  
**SP** 15 cm / 5.90"  
**H** 40 cm / 15.75"  
**W** 32 kg / 70.54 lb

**WW** 10×E14×40 W max (not included)  
**USA** 10×E12×40 W max (not included)

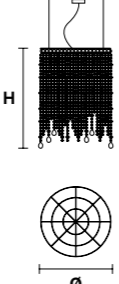
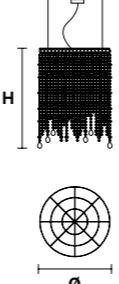


VE 895/S6 TR





VE 893/S9 TR

| VE 893/S9  | CE | VE 893/S9 TR   | CE |
|--|----|--|----|
|   |    |   |    |
| <p>Ø 70 cm / 27.60"</p> <p>H 80 cm / 31.50"</p> <p>W 25 kg / 55.11 lb</p> <p>WW 9×E27×60 W max (not included)</p> <p>USA 9×E26×60 W max (not included)</p> |    | <p>Ø 70 cm / 27.60"</p> <p>H 80 cm / 31.50"</p> <p>W 25 kg / 55.11 lb</p> <p>WW 9×E27×60 W max (not included)</p> <p>USA 9×E26×60 W max (not included)</p> |    |




VE 893/S9






VE 815/12+1

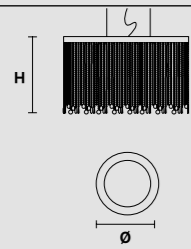
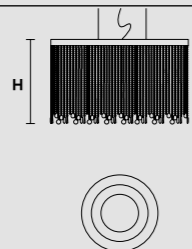
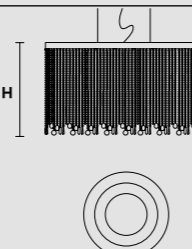
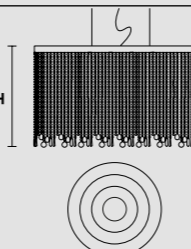


VE 815/A2+2

| VE 815/10+1   | CE | VE 815/12+1   | CE | VE 815/A2                               | CE | VE 815/A2+2  | CE |
|---|----|---|----|---|----|--|----|
|   |    |   |    |   |    |  |    |
| <b>Ø</b> 80 cm / 31.50"   |    | <b>Ø</b> 100 cm / 39.37"  |    | <b>L</b> 30 cm / 11.81"                 |    | <b>L</b> 48 cm / 18.90"  |    |
| <b>H</b> 90 cm / 35.43"   |    | <b>H</b> 90 cm / 35.43"   |    | <b>SP</b> 14 cm / 5.51"                 |    | <b>SP</b> 14 cm / 5.51"  |    |
| <b>W</b> 16 kg / 35.27 lb   |    | <b>W</b> 18 kg / 39.68 lb   |    | <b>H</b> 20 cm / 7.87"                  |    | <b>H</b> 24 cm / 9.45"   |    |
|   |    |   |    | <b>W</b> 2.5 kg / 5.51 lb               |    | <b>W</b> 5 kg / 11.02 lb   |    |
| <b>WW</b> 10×G9×40 W max (not included)<br>1×E27 PAR30×60 W max (not included)  |    | <b>WW</b> 10×G9×40 W max (not included)<br>1×E27 PAR30×60 W max (not included)  |    | <b>WW</b> 2×G9×40 W max (not included)  |    | <b>WW</b> 2×G9×40 W max (not included)<br>2×E14×40 W max (not included)  |    |
| <b>USA</b> 10×G9×40 W max (not included)<br>1×E26 PAR30×60 W max (not included) |    | <b>USA</b> 10×G9×40 W max (not included)<br>1×E26 PAR30×60 W max (not included) |    | <b>USA</b> 2×G9×40 W max (not included) |    | <b>USA</b> 2×G9×40 W max (not included)<br>2×E12×40 W max (not included) |    |





| VE 811/S3 RD  | VE 811/S8 RD  | VE 811/S10 RD   | VE 811/S12 RD   |
|---|---|---|---|
|  |  |  |  |
| <p>Ø 40 cm / 15.60"</p> <p>H 30 cm / 11.80"</p> <p>W 4 kg / 8.80 lb</p>             | <p>Ø 60 cm / 23.70"</p> <p>H 40 cm / 15.60"</p> <p>W 8 kg / 17.60 lb</p>            | <p>Ø 80 cm / 31.50"</p> <p>H 50 cm / 19.70"</p> <p>W 15 kg / 33.00 lb</p>           | <p>Ø 100 cm / 39.40"</p> <p>H 60 cm / 23.70"</p> <p>W 28 kg / 61.60 lb</p>            |
| <p>WW 3×E14×40 W max (not included)</p> <p>USA 3×E12×40 W max (not included)</p>    | <p>WW 8×E27×60 W max (not included)</p> <p>USA 8×E26×60 W max (not included)</p>    | <p>WW 10×E27×60 W max (not included)</p> <p>USA 10×E26×60 W max (not included)</p>  | <p>WW 12×E27×60 W max (not included)</p> <p>USA 12×E26×60 W max (not included)</p>    |







| VE 811/PL3 RD   | VE 811/PL8 RD   | VE 811/PL10 RD   | VE 811/PL12 RD  |
|---|---|--|---|
|   |   |  |   |
| <p>Ø 40 cm / 15.60"</p> <p>H 30 cm / 11.80"</p> <p>W 4 kg / 8.80 lbb</p> <p>WW 3×E14×40 W max (not included)</p> <p>USA 3×E12×40 W max (not included)</p> | <p>Ø 60 cm / 23.70"</p> <p>H 40 cm / 15.60"</p> <p>W 8 kg / 17.60 lb</p> <p>WW 8×E27×60 W max (not included)</p> <p>USA 8×E26×60 W max (not included)</p> | <p>Ø 80 cm / 31.50"</p> <p>H 50 cm / 19.70"</p> <p>W 15 kg / 33.06 lb</p> <p>WW 10×E27×60 W max (not included)</p> <p>USA 10×E26×60 W max (not included)</p> | <p>Ø 100 cm / 39.40"</p> <p>H 60 cm / 23.70"</p> <p>W 28 kg / 61.60 lb</p> <p>WW 12×E27×60 W max (not included)</p> <p>USA 12×E26×60 W max (not included)</p> |

VE 811/PL12 RD





VE 811/S6 OV

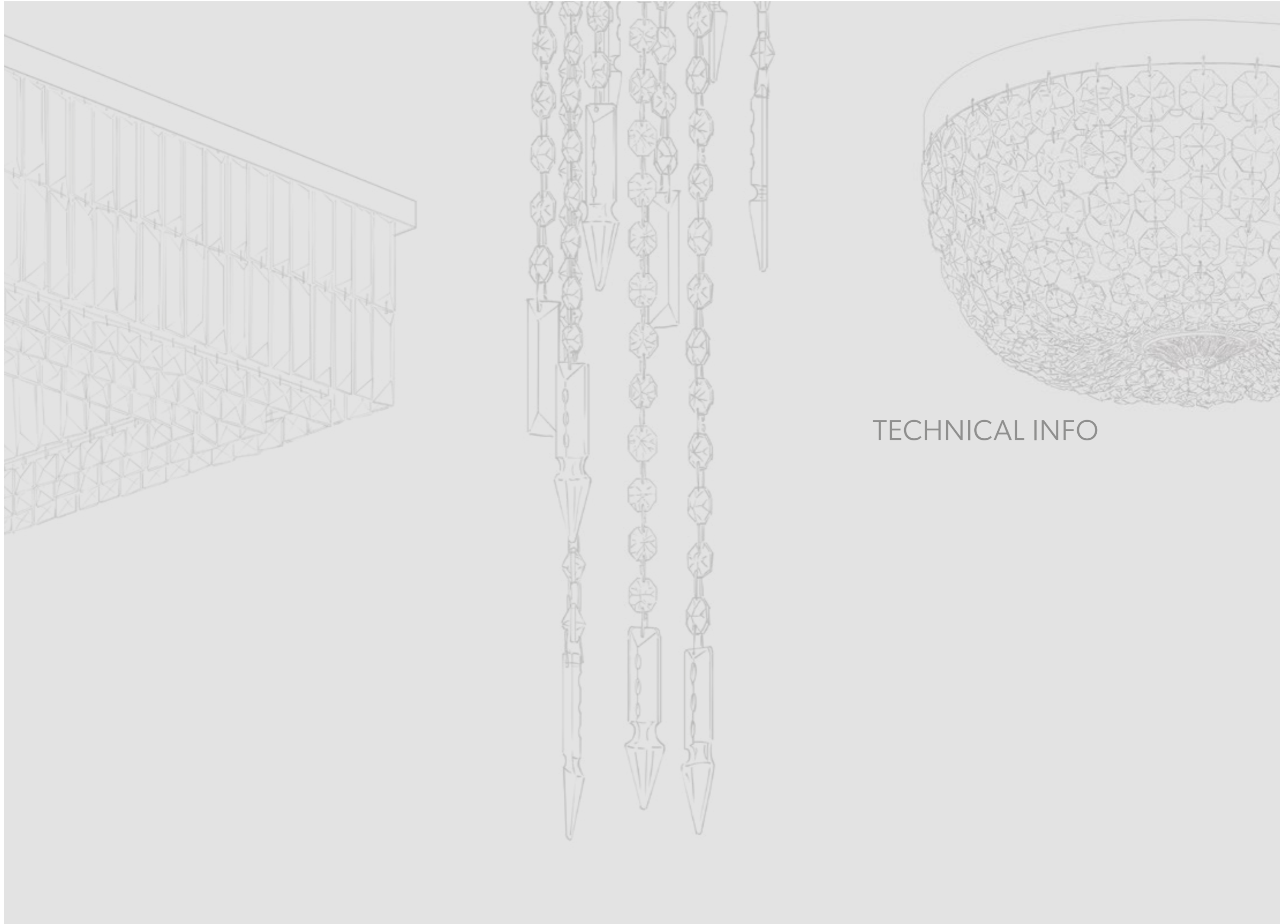


VE 811/PL6 OV

| VE 811/S4 OV                              | VE 811/S5 OV                              | VE 811/S6 OV                              |
|---|---|---|
|   |   |   |
| <b>L</b> 80 cm / 31.50"                   | <b>L</b> 100 cm / 39.40"                  | <b>L</b> 120 cm / 47.30"                  |
| <b>SP</b> 40 cm / 15.60"                  | <b>SP</b> 40 cm / 15.70"                  | <b>SP</b> 60 cm / 23.70"                  |
| <b>H</b> 30 cm / 11.80"                   | <b>H</b> 40 cm / 15.70"                   | <b>H</b> 50 cm / 19.70"                   |
| <b>W</b> 9 kg / 19.80 lb                  | <b>W</b> 12 kg / 26.40 lb                 | <b>W</b> 16 kg / 35.20 lb                 |
| <b>WW</b> 4x E27x60 W max (not included)  | <b>WW</b> 5x E27x60 W max (not included)  | <b>WW</b> 6x E27x60 W max (not included)  |
| <b>USA</b> 4x E26x60 W max (not included) | <b>USA</b> 5x E26x60 W max (not included) | <b>USA</b> 6x E26x60 W max (not included) |

| VE 811/PL4 OV                             | VE 811/PL5 OV                             | VE 811/PL6 OV                             |
|---|---|---|
|   |   |   |
| <b>L</b> 80 cm / 31.50"                   | <b>L</b> 100 cm / 39.40"                  | <b>L</b> 120 cm / 47.30"                  |
| <b>SP</b> 40 cm / 15.60"                  | <b>SP</b> 40 cm / 15.70"                  | <b>SP</b> 60 cm / 23.70"                  |
| <b>H</b> 30 cm / 11.80"                   | <b>H</b> 40 cm / 15.70"                   | <b>H</b> 50 cm / 19.70"                   |
| <b>W</b> 9 kg / 19.80 lb                  | <b>W</b> 12 kg / 26.40 lb                 | <b>W</b> 16 kg / 35.20 lb                 |
| <b>WW</b> 4x E27x60 W max (not included)  | <b>WW</b> 5x E27x60 W max (not included)  | <b>WW</b> 6x E27x60 W max (not included)  |
| <b>USA</b> 4x E26x60 W max (not included) | <b>USA</b> 5x E26x60 W max (not included) | <b>USA</b> 6x E26x60 W max (not included) |





TECHNICAL INFO



## FINITURE / FINISHING


### Bagno galvanico / Galvanic Bath



**G07** Nickel spazzolato  
Brushed nickel



**G06** Cromo opaco  
Matt chrome



**G04** Cromo lucido  
Shiny chrome



**G21** Cromo anticato  
Antiqued chrome



**G14** Ottone brunito  
Burnished brass



**G01** Brunito  
Burnished



**G05** Oro opaco  
Matt gold



**G03** Oro lucido  
Shiny gold



**G12** Oro spazzolato  
Brushed gold



**G20** Oro anticato  
Antiqued gold



**G18** Ottone spazzolato  
Brushed brass

### Verniciati / Painted



**V71** Nickel opaco verniciato  
Painted matt nickel



**V93** Oro verniciato  
Painted gold

Verificare la disponibilità di ciascuna finitura per specifici articoli / Availability of each finish to be confirmed for specific items.



# Indice/Index

| COD.          | ART.             | Ø/L-SP       | H      | PAG.           |
|---------------|------------------|--------------|--------|----------------|
| <b>VE 760</b> | S8 RD - PL8 RD   | 60 cm        | 18 cm  | <b>44-40</b>   |
|               | S10 RD - PL10 RD | 90 cm        | 18 cm  | <b>44-40</b>   |
|               | S16 RD - PL16 RD | 120 cm       | 18 cm  | <b>45-41</b>   |
|               | S12 SQ - PL12 SQ | 60 - 60 cm   | 18 cm  | <b>52-48</b>   |
|               | S16 SQ - PL16 SQ | 90 - 90 cm   | 18 cm  | <b>53-48</b>   |
|               | S24 SQ - PL24 SQ | 120 - 120 cm | 18 cm  | <b>52-48</b>   |
|               | S16 RC - PL16 RC | 100 - 60 cm  | 18 cm  | <b>47-46</b>   |
|               | S20 RC - PL20 RC | 150 - 60 cm  | 18 cm  | <b>47-46</b>   |
|               | S26 RC - PL26 RC | 200 - 80 cm  | 18 cm  | <b>47-46</b>   |
|               | S5 LN - PL5 LN   | 80 - 17 cm   | 18 cm  | <b>42-43</b>   |
|               | S6 LN - PL6 LN   | 100 - 17 cm  | 18 cm  | <b>42-43</b>   |
|               | S7 LN - PL7 LN   | 120 - 17 cm  | 18 cm  | <b>42-43</b>   |
|               | S12 OV - PL12 OV | 103 - 63 cm  | 18 cm  | <b>51-50</b>   |
|               | S16 OV - PL16 OV | 150 - 75 cm  | 18 cm  | <b>51-50</b>   |
|               | S22 OV - PL22 OV | 200 - 85 cm  | 18 cm  | <b>51-50</b>   |
|               | A2 RC            | 30 - 14 cm   | 18 cm  | <b>55</b>      |
|               | A2 RD            | 32 - 17 cm   | 18 cm  | <b>54</b>      |
| <b>VE 764</b> | A9 G             | 24 - 12 cm   | 104 cm | <b>57</b>      |
|               | A4 P             | 22 - 8 cm    | 70 cm  | <b>57</b>      |
|               | S16              | 86 cm        | 88 cm  | <b>59</b>      |
| <b>VE 770</b> | A2               | 17 - 12 cm   | 40 cm  | <b>39</b>      |
|               | S28              | 120 - 40 cm  | 40 cm  | <b>38</b>      |
|               | S34              | 160 - 40 cm  | 40 cm  | <b>37</b>      |
| <b>VE 802</b> | 12+6             | 110 cm       | 150 cm | <b>5-6</b>     |
|               | A3               | 60 - 32 cm   | 90 cm  | <b>7</b>       |
| <b>VE 803</b> | 13+6             | 100 cm       | 130 cm | <b>9</b>       |
| <b>VE 804</b> | 6+3+3            | 60 cm        | 100 cm | <b>10</b>      |
|               | 8+4+4            | 90 cm        | 120 cm | <b>11</b>      |
|               | 20               | 120 cm       | 150 cm | <b>13</b>      |
|               | A3               | 45 - 25 cm   | 60 cm  | <b>11</b>      |
| <b>VE 805</b> | 8+4+1            | 100 cm       | 100 cm | <b>14</b>      |
|               | 12+6+1           | 140 cm       | 150 cm | <b>15</b>      |
| <b>VE 808</b> | PL3 40           | 40 cm        | 25 cm  | <b>70</b>      |
|               | PL3 50           | 50 cm        | 30 cm  | <b>70</b>      |
|               | PL 8+4           | 75 cm        | 35 cm  | <b>70</b>      |
|               | PL16             | 100 cm       | 45 cm  | <b>70</b>      |
| <b>VE 809</b> | A3               | 40 - 14 cm   | 12 cm  | <b>71</b>      |
|               | PL4              | 50 - 50 cm   | 25 cm  | <b>68</b>      |
|               | PL8              | 70 - 70 cm   | 30 cm  | <b>68</b>      |
|               | PL12             | 105 - 105 cm | 35 cm  | <b>68</b>      |
|               | PL48             | 160 - 160 cm | 40 cm  | <b>69</b>      |
| <b>VE 810</b> | S15+1            | 60 cm        | 100 cm | <b>73</b>      |
|               | S24+1            | 100 cm       | 220 cm | <b>72</b>      |
|               | S28+1            | 120 cm       | 250 cm | <b>72</b>      |
| <b>VE 811</b> | PL 3 RD - S3 RD  | 40 cm        | 30 cm  | <b>114-112</b> |
|               | PL8 RD - S8 RD   | 60 cm        | 40 cm  | <b>114-112</b> |
|               | PL10 RD - S10 RD | 80 cm        | 50 cm  | <b>114-112</b> |
|               | PL12 RD - S12 RD | 100 cm       | 60 cm  | <b>115-113</b> |
|               | PL4 OV - S4 OV   | 80 - 40 cm   | 30 cm  | <b>117-116</b> |
|               | PL5 OV - S5 OV   | 100 - 40 cm  | 40 cm  | <b>117-116</b> |
|               | PL6 OV - S6 OV   | 120 - 60 cm  | 50 cm  | <b>117-116</b> |
| <b>VE 814</b> | 12 50            | 50 - 50 cm   | 170 cm | <b>81</b>      |
|               | 16 75            | 75 - 75 cm   | 200 cm | <b>80</b>      |
| <b>VE 815</b> | 10+1             | 80 cm        | 90 cm  | <b>111</b>     |
|               | 12+1             | 100 cm       | 90 cm  | <b>110</b>     |
|               | A2               | 30 - 14 cm   | 20 cm  | <b>111</b>     |
|               | A2+2             | 48 - 14 cm   | 24 cm  | <b>111</b>     |
| <b>VE 818</b> | 12               | 60 cm        | 100 cm | <b>16</b>      |
|               | 16               | 78 cm        | 140 cm | <b>16</b>      |
|               | 18               | 100 cm       | 165 cm | <b>17</b>      |
|               | A3               | 32 - 19 cm   | 70 cm  | <b>19</b>      |
|               | PL 12            | 60 cm        | 45 cm  | <b>19</b>      |
|               | PL16             | 78 cm        | 60 cm  | <b>19</b>      |
|               | PL18             | 100 cm       | 70 cm  | <b>18</b>      |
| <b>VE 820</b> | PL10+2           | 80 - 40 cm   | 50 cm  | <b>76</b>      |
|               | PL12+2           | 100 - 55 cm  | 50 cm  | <b>76</b>      |
|               | PL20             | 150 - 47 cm  | 50 cm  | <b>77</b>      |
|               | PL26             | 200 - 55 cm  | 50 cm  | <b>76</b>      |

| COD.           | ART.            | Ø/L-SP        | H      | PAG.           |
|----------------|-----------------|---------------|--------|----------------|
| <b>VE 821</b>  | PL24            | 80 - 80 cm    | 27 cm  | <b>74</b>      |
|                | PL28            | 110 - 60 cm   | 27 cm  | <b>75</b>      |
|                | PL32            | 122 - 60 cm   | 27 cm  | <b>75</b>      |
|                | PL44            | 166 - 80 cm   | 27 cm  | <b>75</b>      |
| <b>VE 823</b>  | 20              | 90 cm         | 160 cm | <b>23</b>      |
|                | A3              | 30 - 15 cm    | 55 cm  | <b>21</b>      |
|                | PL12            | 90 cm         | 60 cm  | <b>20</b>      |
| <b>VE 825</b>  | A8 G            | 30 - 13 cm    | 100 cm | <b>84</b>      |
|                | A8 M            | 25 - 12 cm    | 70 cm  | <b>85</b>      |
|                | S6              | 30 cm         | 230 cm | <b>83</b>      |
| <b>VE 827</b>  | 20              | 116 cm        | 160 cm | <b>27</b>      |
|                | A4              | 45 - 20 cm    | 70 cm  | <b>25</b>      |
|                | PL8             | 70 cm         | 55 cm  | <b>25</b>      |
|                | PL10            | 90 cm         | 70 cm  | <b>24</b>      |
| <b>VE 829</b>  | 22              | 115 cm        | 190 cm | <b>31</b>      |
|                | 66              | 180 cm        | 300 cm | <b>30</b>      |
|                | A3              | 35 - 18 cm    | 62 cm  | <b>28</b>      |
|                | PL6             | 60 cm         | 40 cm  | <b>28</b>      |
|                | PL8             | 80 cm         | 50 cm  | <b>28</b>      |
|                | PL12            | 115 cm        | 70 cm  | <b>29</b>      |
| <b>VE 830</b>  | PL8             | 70 cm         | 40 cm  | <b>32</b>      |
|                | PL12            | 100 cm        | 50 cm  | <b>32</b>      |
| <b>VE 831</b>  | PL6             | 45 cm         | 40 cm  | <b>33</b>      |
|                | PL10            | 80 cm         | 50 cm  | <b>33</b>      |
|                | PL12            | 100 cm        | 55 cm  | <b>33</b>      |
| <b>VE 836</b>  | PL3             | 30 cm         | 25 cm  | <b>66</b>      |
|                | PL6             | 40 cm         | 35 cm  | <b>67</b>      |
| <b>VE 840</b>  | A2              | 30 - 13 cm    | 40 cm  | <b>88</b>      |
|                | PL4             | 29 cm         | 80 cm  | <b>88</b>      |
|                | PL6             | 37 cm         | 90 cm  | <b>89</b>      |
|                | PL8             | 40 cm         | 200 cm | <b>87</b>      |
|                | PL12            | 60 cm         | 200 cm | <b>86</b>      |
| <b>VE 841</b>  | G               | 77 cm         | 200 cm | <b>91</b>      |
|                | M               | 44 cm         | 170 cm | <b>92</b>      |
|                | P               | 27 cm         | 100 cm | <b>93</b>      |
| <b>VE 843</b>  | 13              | 60 cm         | 240 cm | <b>95</b>      |
| <b>VE 845</b>  | 16+1            | 120 cm        | 110 cm | <b>97</b>      |
| <b>VE 846</b>  | PL5             | 40 cm         | 20 cm  | <b>65</b>      |
|                | PL6             | 70 cm         | 35 cm  | <b>64</b>      |
|                | PL8             | 80 cm         | 40 cm  | <b>64</b>      |
| <b>VE 849</b>  | 26              | 120 cm        | 270 cm | <b>35</b>      |
|                | PL10            | 70 cm         | 55 cm  | <b>34</b>      |
|                | PL12            | 95 cm         | 70 cm  | <b>34</b>      |
| <b>VE 864</b>  | 10 60           | 60 cm         | 110 cm | <b>99</b>      |
|                | 14 90           | 90 cm         | 150 cm | <b>99</b>      |
|                | 20 120          | 120 cm        | 200 cm | <b>99</b>      |
|                | 24 150          | 150 cm        | 250 cm | <b>98</b>      |
|                | A4              | 30 - 21 cm    | 57 cm  | <b>99</b>      |
| <b>VE 892</b>  | A2 - A2 TRASP   | 15 - 12 cm    | 70 cm  | <b>103-102</b> |
|                | S6 - S6 TRASP   | 30 cm         | 180 cm | <b>101-100</b> |
| <b>VE 893</b>  | S9 - S9 TRASP   | 70 cm         | 80 cm  | <b>109-108</b> |
| <b>VE 895</b>  | S6 - S6 TRASP   | 126 - 15 cm   | 40 cm  | <b>104-106</b> |
|                | S8 - S8 TRASP   | 160 - 15 cm   | 40 cm  | <b>104-106</b> |
|                | S10 - S10 TRASP | 200 - 15 cm   | 40 cm  | <b>104-106</b> |
| <b>VE 897</b>  | PL4             | 40 cm         | 20 cm  | <b>79</b>      |
|                | PL6             | 60 cm         | 20 cm  | <b>79</b>      |
|                | PL8             | 90 cm         | 20 cm  | <b>78</b>      |
|                | PL16            | 120 cm        | 20 cm  | <b>79</b>      |
| <b>VE 1150</b> | A2              | 25 - 13 cm    | 40 cm  | <b>61</b>      |
|                | S12             | 90 cm         | 40 cm  | <b>60</b>      |
| <b>VE 1152</b> | S4 LN           | 75 - 22,5 cm  | 38 cm  | <b>62</b>      |
|                | S5 LN           | 105 - 22,5 cm | 38 cm  | <b>62</b>      |
|                | S6 LN           | 130 - 22,5 cm | 38 cm  | <b>62</b>      |
|                | S16 RC          | 105 - 75 cm   | 38 cm  | <b>63</b>      |
|                | S18 RC          | 130 - 75 cm   | 38 cm  | <b>63</b>      |
|                | S24 RC          | 165 - 90 cm   | 38 cm  | <b>63</b>      |



CE

Attesta la conformità del prodotto alle disposizioni delle Direttive comunitarie.

It certifies the conformity of the products to the European Community provisions.

Il atteste la conformité du produit aux dispositions des directives communitaires.

Konformität des Produktes mit den Richtlinien der europäischen Gemeinschaft.

**НАСТОЯЩИМ ПОДТВЕРЖДАЕТСЯ СООТВЕТСТВИЕ ПРОДУКЦИИ ПОЛОЖЕНИЯМ ДИРЕКТИВ ЕС.**

Certifica la conformidad del producto según las disposiciones de las directivas comunitarias.

CE标记是指产品的制造商证明该产品符合适用的EC指令的所有基本要求。

يُشهد بمطابقة المنتج لأحكام توجيهات المجتمع الأوروبي.



Il logo "ETL" si riferisce agli articoli che possono essere modificati con componenti certificati ETL. L'elenco degli articoli ETL si riferisce a prodotti testati e valutati in base agli standard di sicurezza del mercato statunitense. Per il mercato USA fare riferimento al listino dedicato.

"ETL" logos refers to articles which can be modified with ETL-compliance components. The "ETL" listing articles stands for tested and evaluated product to recognised US safety standards. For the US market, refer to the relevant price list.

"ETL" logo se réfère aux articles qui peuvent être modifiées par des composants certifiés ETL. la liste des articles ETL se réfère à des produits testés et évalués selon les normes de sécurité du marché américain. Pour le marché américain se référer à la liste des prix.

Das "ETL"-Logo bezieht sich auf Artikel, die mit ETL-zertifizierten Komponenten modifiziert werden können. Die Liste der ETL-Artikel bezieht sich auf Produkte, die nach den Sicherheitsstandards des US-Marktes getestet und bewertet wurden. Für den US-Markt beachten Sie bitte die entsprechende Preisliste.

**ЛОГОТИП «ETL» ОТНОСИТСЯ К ЭЛЕМЕНТАМ, КОТОРЫЕ МОГУТ БЫТЬ МОДИФИЦИРОВАНЫ С ПОМОЩЬЮ СЕРТИФИЦИРОВАННЫХ ETL КОМПОНЕНТОВ. СПИСОК ЭЛЕМЕНТОВ ETL ОТНОСИТСЯ К ПРОДУКЦИИ, ПРОТЕСТИРОВАННОЙ И ОЦЕНЕННОЙ В СООТВЕТСТВИИ С ПРИЗНАННЫМИ СТАНДАРТАМИ БЕЗОПАСНОСТИ США. ДЛЯ ПОТРЕБИТЕЛЕЙ НАХОДЯЩИХСЯ В США СМ. СООТВЕТСТВУЮЩИЙ ПРАЙС-ЛИСТ.**

El logo "ETL" indica los artículos, que pueden modificarse con componentes certificados ETL. La lista de los artículos ETL se refiere a los productos sometidos a prueba y evaluados en función de los estándares de seguridad del mercado estadounidense. Consultar la lista de precios específica para el mercado de los Estados Unidos.

"ETL" 徽标是指可以使用ETL认证的组件进行修改的项目。 ETL项目列表是指根据美国市场的安全标准进行测试和评估的产品。 对于美国市场, 请参考美国市场价格表。

يشير شعار «ETL» إلى المنتجات التي يمكن تعديلها باستخدام مكونات مُعتمدة من ETL. تشير قائمة منتجات ETL إلى المنتجات التي تم اختبارها وتقييمها وفقًا لمعايير السلامة في السوق الأمريكي. بالنسبة لسوق الولايات المتحدة الأمريكية، يُرجى الرجوع إلى قائمة الأسعار المُخصصة.

ETL

Im

Flusso luminoso nominale. L'indicazione si riferisce al valore in assenza di rifrazione, come dichiarato dal produttore del componente.

Nominal luminous flux. It refers to the value without any refraction, as declared by the component manufacturer.

L'unité SI de flux lumineux. L'indication correspond à la valeur en l'absence de réfraction, comme indiqué par le fabricant du composant.

Die Maßeinheit für den Lichtstrom. Die Angabe bezieht sich auf den Wert in der Abwesenheit von Brechung, wie vom Hersteller der Komponente angegeben.

**НОМИНАЛЬНЫЙ СВЕТОВОЙ ПОТОК. УКАЗАНИЕ ОТНОСИТСЯ К ЗНАЧЕНИЮ В ОТСУТСТВИЕ РЕФРАКЦИИ, КАК ЗАЯВЛЕНО ПРОИЗВОДИТЕЛЕМ КОМПОНЕНТОВ.**

Flujo luminoso nominal. La indicación se refiere al valor sin refracción, como declarado por el fabricante del componente.

标称光通量。指示是指组件制造商声明的没有折射的值。

التدفق الضوئي الاسمي. يشير المؤشر إلى القيمة في حالة عدم وجود انكسار للضوء، كما هو مُعلن من قبل الشركة المصنعة للعنصر.

Il logo "ETL" si riferisce agli articoli che possono essere modificati con componenti certificati ETL. L'elenco degli articoli ETL si riferisce a prodotti testati e valutati in base agli standard di sicurezza del mercato statunitense. Per il mercato USA fare riferimento al listino dedicato.

"ETL" logos refers to articles which can be modified with ETL-compliance components. The "ETL" listing articles stands for tested and evaluated product to recognised US safety standards. For the US market, refer to the relevant price list.

"ETL" logo se réfère aux articles qui peuvent être modifiées par des composants certifiés ETL. la liste des articles ETL se réfère à des produits testés et évalués selon les normes de sécurité du marché américain. Pour le marché américain se référer à la liste des prix.

Das "ETL"-Logo bezieht sich auf Artikel, die mit ETL-zertifizierten Komponenten modifiziert werden können. Die Liste der ETL-Artikel bezieht sich auf Produkte, die nach den Sicherheitsstandards des US-Marktes getestet und bewertet wurden. Für den US-Markt beachten Sie bitte die entsprechende Preisliste.

ЛОГОТИП «ETL» ОТНОСИТСЯ К ЭЛЕМЕНТАМ, КОТОРЫЕ МОГУТ БЫТЬ МОДИФИЦИРОВАНЫ С ПОМОЩЬЮ СЕРТИФИЦИРОВАННЫХ ETL КОМПОНЕНТОВ. СПИСОК ЭЛЕМЕНТОВ ETL ОТНОСИТСЯ К ПРОДУКЦИИ, ПРОТЕСТИРОВАННОЙ И ОЦЕНЕННОЙ В СООТВЕТСТВИИ С ПРИЗНАННЫМИ СТАНДАРТАМИ БЕЗОПАСНОСТИ США. ДЛЯ ПОТРЕБИТЕЛЕЙ НАХОДЯЩИХСЯ В США СМ. СООТВЕТСТВУЮЩИЙ ПРАЙС-ЛИСТ.

Flujo luminoso nominal. La indicación se refiere al valor sin refracción, como declarado por el fabricante del componente.

标称光通量。指示是指组件制造商声明的没有折射的值。

التدفق الضوئي الاسمي. يشير المؤشر إلى القيمة في حالة عدم وجود انكسار للضوء، كما هو مُعلن من قبل الشركة المصنعة للعنصر.

MASIERO

Masiero si riserva il diritto di apportare ai propri articoli, senza nessun preavviso, qualsiasi modifica ritenesse opportuna.

Masiero reserves the right to introduce any changes to its own products, without notice in advance.

Masiero se réserve le droit d'apporter une quelconque modification à les modèles sans préavis.

Masiero behält sich das Recht vor Änderungen vorzunehmen, ohne sofortige Benachrichtigung.

**КОМПАНИЯ MASIERO ОСТАВЛЯЕТ ЗА СОБОЙ ПРАВО БЕЗ ПРЕДВАРИТЕЛЬНОГО УВЕДОМЛЕНИЯ, ЕСЛИ ЭТО БУДЕТ СОЧТЕНО ЦЕЛЕСООБРАЗНЫМ, ВНОСИТЬ В СОБСТВЕННЫЕ МОДЕЛИ ЛЮБЫЕ ИЗМЕНЕНИЯ.**

Masiero se reserva el derecho de aportar modificaciones consideradas oportunas a sus artículos sin preaviso.

Masiero 保留对其认为适当的任何更改的权利, 恕不另行通知。

تحتفظ شركة مازيرو "Masiero" بالحق في إجراء أي تعديلات تراها مناسبة على منتجاتها، دون إشعار مسبق.



**Masiero srl**

via Peschiere, 53  
31032 Casale sul Sile  
Treviso, Italy  
T +39 0422 7861  
F +39 0422 786250

**info@masierogroup.com**  
**masierogroup.com**

Design by Masiero  
Photo, Studio Pointer  
Print Italy, April 2021  
by Grafica Antiga







